




A 12-15 ENGLISH FORT—(Exclusive)\$29.95
 (5 to 9 yrs.)—Guarding an English Fort has always been a serious (and yet a picturesque) job. All the romance and pageantry of Olde England is recaptured by the color of the massing of the guards and rigid files of brave soldiers. Elaborately uniformed little metal soldiers, mounted and afoot, stand in brave array to defend their liege lord's castle. Fifty-four in all, including Grenadier Guards and Highlanders, stand before the sturdy walls which look like stone. The details are excellent. Actually the castle is made of wood and has interesting towers (to rescue the Lady of Shalott) and terraces, look-out apertures, stairways, arches . . . all offering limitless opportunities for military formations. Ship. wt. 14 lbs.




I 4-11 CHANGING OF THE GUARDS.....\$32.00
 (4 yrs. up)—Correct in posture, proportion and color, these handsome English Soldiers make an imposing array. The set includes 21-piece band, 22 pieces to form the Color Guard and 2 Companies of 18 each, one company marching and one at "Present Arms". Four metal guard houses included. The soldiers are 7 1/2" tall. Ship. wt. 17 lbs.



C 42-47 ROYAL CASTLE FORT—(Exclusive).....\$15.95
 (4 yrs. up)—Reminiscent of romantic fairy tales is this castle fort with eight crenellated towers and hinged drawbridge. Three great chambers inside with wide open arches in back wall. Outside walls painted pale yellow; floors and roof of red tile design. Measures 11 x 11 x 18", sturdily made of 1/4" fibre board. Ship. wt. 17 lbs.





I 14 BARN YARD—(Exclusive).....\$13.95
 (4 yrs. up)—A very neat and prosperous looking farmyard, stocked with fine all-metal hand-painted English made animals: 4 sheep, 4 cows, 3 ducks, 2 chickens, 2 pigs, 2 horses, a dog and a typical English tubrel cart drawn by a husky draft horse. In charge is the farmer and his wife, assisted by the milk maid and hired hand. On a piece grasslike 15 x 18" green base sits the white, red-trimmed barn with its hayloft, chicken house and watering trough, all surrounded by a white wooden fence in 8 sections. Ship. wt. 11 lbs.




MASTER BUILDER SETS—(4 to 8 yrs.)—A beautifully made educational toy, designed to stimulate the imagination, thereby giving boys and girls many happy hours of constructive entertainment. All parts, such as cogs, locks, bearings, shafts and sticks, are of a special plastic known as "Styrene", which is smooth and is precision cut. The material is colorfast, tasteless, odorless and comes in assorted bright colors. Many interesting and workable assemblies can be made (according to size of set) from a simple swing for the youngest to a Ferris Wheel, Merry Go Round, Crane, etc., for the older boys and girls. Assembly is very simple—all you do is press each part into its interlocking slot with your thumb. Sets are interchangeable.

With 93 pieces. Ship. wt. 3 lbs.....\$3.75
With 160 pieces. Ship. wt. 5 lbs.....\$6.45
With 234 pieces. Ship. wt. 6 lbs.....\$8.95






(A)




(B)



(E)




(G)



(C)



(F)



(H)

A 12-34 HOLGATE CIRCUS COLOR TRAIN\$10.00

(1½ to 5 yrs.)—A first pull train of bright-colored, smooth hardwood, on sturdy wheels. The gay designs of figures and animals on the engine and 3 freight cars show it to be a circus train. Affords plenty of play value as cars can be coupled and uncoupled by means of detached steel pins, lids come off box car and caboose, and there are 2 removable peg men riding in the cab. Length when assembled 42". Ship. wt. 5 lbs.

B 4-54 CHIME ELEPHANT\$2.25

(1½ to 3 yrs.)—When this gayly bedecked wooden circus elephant parades at the end of his string, he sways his head as he moves along to a jingle all his own. 10" long. Ship. wt. 4 lbs.

C 4-34 SNAP-QUACK\$2.25

(1½ to 3 yrs.)—This colorful wooden mallard duck pull-toy opens and closes his yellow bill with a cheerful quack, turning his head from side to side, as he moves along. 11½" overall. Ship. wt. 2 lbs.

D 4-20 SNOOPY SNIFFER\$2.25

(1½ to 3 yrs.)—A realistically colored wooden hound, moving low to the ground as though following a scent. Snoopy has large flopping felt ears and a waving tail. His long jointed legs move and he woofs as he is pulled along. Red wheels, tongue, and collar. 16" long. Ship. wt. 4 lbs.

E 4-51 ELSIE'S DAIRY TRUCK.....\$1.50

(1½ to 3 yrs.)—A well-made all-wooden truck, an exact replica of the familiar milkman's vehicle, with blue wheels, red top, lithographed open-door sides, driven by "Beau-Regard" who automatically pounds away with his hammers on the bell front as his truck is pulled along. Measures 9¾" long. Ship. wt. 3 lbs.

F 12-35 MARBLE GAME\$3.95

(3 to 6 yrs.)—Here is an improvement of a tried and tested toy. Inside this natural plywood 12 x 16" wooden box is a marble runway. As the marbles, dropped into an opening in the top of the box, run down inside, they pass a moon that then rises, a dog that then wags its tail, a boy who then rolls his eyes and finally come out of the box under a hen. The characters are painted in four colors. Ship. wt. 4 lbs.


G 3-40 BILL DING CLOWNS.....\$2.50

(4 yrs. up)—Fourteen wooden clowns, in gay colors, whose notched shoulders, feet, arms and heads make it easy to build them into acrobatic pyramids and varied figures, in a circus-like manner. Ship. wt. 3 lbs.


H 3-39 WHIRLWIND HELICOPTER.....\$2.75

(2½ to 5 yrs.)—A well-designed and sturdy mechanical toy for air-minded youngsters. Handsome yellow and blue plastic fuselage mounted on substantial rubber-tired wheels contains the wind-up motor that propels it forward as the rubber propeller blades realistically whirl around. Length 10½". Packed in cardboard hangar. Ship. wt. 3 lbs.


BE SURE TO SEND US YOUR ORDER
BEFORE DECEMBER 13th



(A)





(B)



(C)

(D)



(E)



(F)



(G)

A 4-26 OCEAN TRAVEL SET.....\$3.95
(2 to 6 yrs.)—Float them in a tub or push them along the floor. Very young "sea captains" take real delight commanding this impressive fleet of luxury liner, double cabin cruiser, police boat, tugboat, barge and a lighthouse for guidance. Nicely painted wooden boats in 12 x 18" box. Ship. wt. 4 lbs.

B 10-28 TORNADO RACER.....\$5.00
(5 yrs. up)—Introduced in 1947—perfected in 1948. No disappointments this year—truly a wonder car since it runs on compressed air, speeding along at 15 mph with the very realistic putt-putt sound of a gas motor. No springs to break, no keys to lose, just pump it up with the rear handle. Fourteen-inch aluminum body has colorful baked enamel finish. Car is equipped with inflated puncture-proof tires. Ship. wt. 3 lbs.

C 4-25 PLASTIC SPEEDBOAT.....\$9.95
Requires 2 Batteries.....ea. .10
(5 to 12 yrs.)—ELCO Speedboat—built by the makers of the "PT's"—will run in water for 8 hours, powered only by 2 flashlight batteries. Fitting snugly in a light compartment amidships, they are easily changeable. Motor turns on and off by brass steering wheel. Body of white plastic, on racy lines, with red superstructure. 16" overall. Ship. wt. 5 lbs.

**FREE DELIVERY TO 14 EASTERN STATES
SEE INSIDE BACK COVER**

D 4-1 COAST GUARD BOAT.....\$2.25
(3 to 6 yrs.)—An action pull-toy for very young sea-going land lubbers. Constructed of heavy gauge steel with baked red and white enamel finish. As the boat is pulled along on its rubber wheels the little woodette sailor rows vigorously and with right good will. Ship. wt. 4 lbs.


E 4-59 PILOT-A-PLANE.....\$2
(7 yrs. up)—As the name implies—this plane really flies. By manipulating the joy-stick at one end of 25" runway, the captive airplane can be made fly in varying speeds and elevations. Dives, loops and three-point landings can be mastered with a little practice. Ship. wt. 5 lbs.

F 4-38 DIVER.....\$2.
(4 to 7 yrs.)—To the bottom of the sea for treasures or thrilling rescue work, and up again, as conditions require, this hard-working little diver takes air means of a bulb pump which controls his depth. Made of colored plastic and just 7½" tall. Ship. wt. 2 lbs.

G 11-33 CAPTIVE AUTOGIRO.....\$4.
(7 yrs. up)—Something truly new and interesting for those who like big and exciting kites. In tests, the autogiro has actually gone up to 1800 feet. Rotating blades will lift it in a light breeze. Made of select woods, with brass and aluminum fittings. Wing span 41". Length: 40". Ship. wt. 5 lbs.

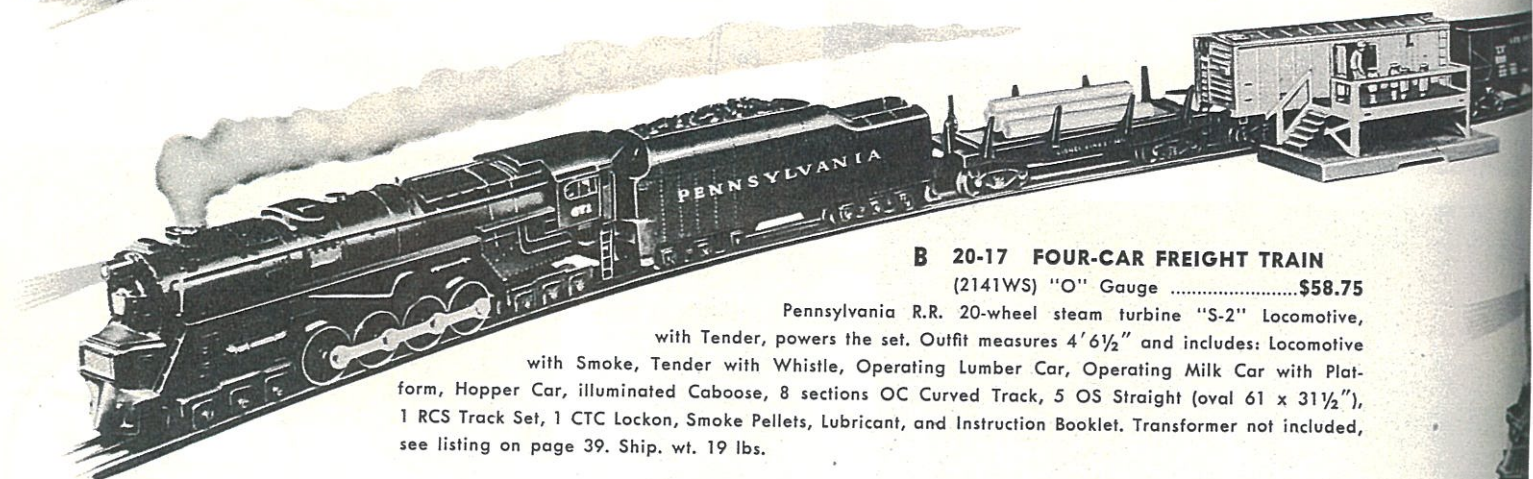
They Puff Smoke! They Whistle! They're Scale-Details!

LIONEL TRAINS



A 20-22 LIONEL THREE-CAR FREIGHT SET (1427WS) "O27" Gauge.....

Locomotive is patterned after famous 2-6-2 "Prairie" type, with six giant driving wheels that synchronize with drive rod action; tender has two-toned built-in whistle. Over 3½" long on five, tender, oil car, box car, caboose, 8 sections curved, 3 straight (oval 44 x 27"), remote control Transformer included. Ship. wt. 14 lbs.




B 20-17 FOUR-CAR FREIGHT TRAIN (2141WS) "O" Gauge\$58.75

Pennsylvania R.R. 20-wheel steam turbine "S-2" Locomotive, with Tender, powers the set. Outfit measures 4' 6½" and includes: Locomotive with Smoke, Tender with Whistle, Operating Lumber Car, Operating Milk Car with Platform, Hopper Car, illuminated Caboose, 8 sections OC Curved Track, 5 OS Straight (oval 61 x 31½"), 1 RCS Track Set, 1 CTC Lockon, Smoke Pellets, Lubricant, and Instruction Booklet. Transformer not included, see listing on page 39. Ship. wt. 19 lbs.


H LIONEL CONSTRUCTION SETS—(7 yrs up)—The finest in durable yet light metal construction sets, using ingenious rivets and rubber grommets, providing rapid assembly and "take-apart" features. Each set (according to size) will make a large variety of working models such as bridges, derricks, merry-go-rounds, etc. Illustrated manual included. Made in 5 sets.

LIONEL



11-30	(No. 121).	Ship. wt. 4 lbs.....	\$4.95
11-31	(No. 232).	Ship. wt. 9 lbs.....	\$9.95
11-3	(No. 343).	(Illustrated.) Ship. wt. 11 lbs.....	\$14.95
11-5	(No. 454).	Ship. wt. 14 lbs.....	\$19.95
11-7	(No. 565).	(Illustrated.) Ship. wt. 16 lbs.	\$27.95

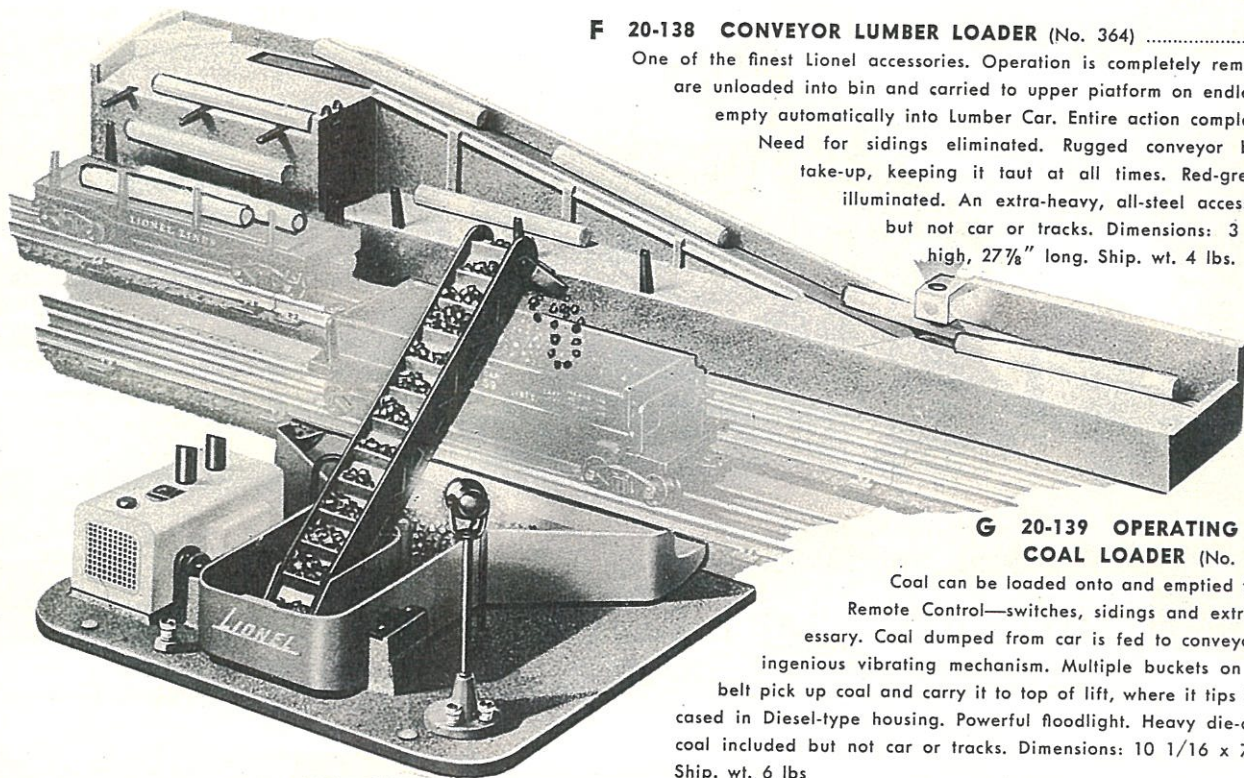


11-3



11-7





F 20-138 CONVEYOR LUMBER LOADER (No. 364)\$12.50

One of the finest Lionel accessories. Operation is completely remote controlled. Logs are unloaded into bin and carried to upper platform on endless belt, where they empty automatically into Lumber Car. Entire action completed on same track. Need for sidings eliminated. Rugged conveyor belt has automatic take-up, keeping it taut at all times. Red-green signal lamp illuminated. An extra-heavy, all-steel accessory. Logs include but not car or tracks. Dimensions: 3 3/16" wide, 4 1/2" high, 27 7/8" long. Ship. wt. 4 lbs.

G 20-139 OPERATING DIESEL-TYPE COAL LOADER (No. 397).....\$10.95

Coal can be loaded onto and emptied from same track by Remote Control—switches, sidings and extra track are unnecessary. Coal dumped from car is fed to conveyor by means of an ingenious vibrating mechanism. Multiple buckets on all-rubber endless belt pick up coal and carry it to top of lift, where it tips into car. Motor encased in Diesel-type housing. Powerful floodlight. Heavy die-cast base. Artificial coal included but not car or tracks. Dimensions: 10 1/16 x 7 7/16 x 6" high. Ship. wt. 6 lbs.



C 20-23 LIONEL STREAMLINED PASSENGER TRAIN (1430WS) "O27" Gauge.....\$59.75

One of the finest trains in the Lionel fleet! This powerful, speedy set features new streamlined deluxe Pullman cars with twin bulb interior lighting. Observation car has up-to-date "boat tail end" solarium. Outfit (4' 5 1/8" long) includes Steam-type Locomotive, Tender with built-in Whistle, two illuminated Pullman Cars, one illuminated Observation Car, 8 sections Curved, 7 Straight Track (85 x 27 3/8" oval). Remote Control Track, Transformer included. Ship. wt. 17 lbs.



D 20-24 LIONEL FOUR-CAR FREIGHT SET (2139W) "O" Gauge\$57.50

Speed and power-plus are built into the strikingly realistic electric type Locomotive with built-in horn. Patterned after famous Pennsylvania "GG-1" model, this locomotive has pantographs which raise and lower and which can be adjusted to pick up current from overhead wires. Outfit 4' 1 1/2" long consists of Locomotive, Operating Lumber Car with Logs, Automobile Car, Hopper Car, Illuminated Caboose, 8 sections OC Curved, 5 OS Straight Track (oval 61 x 31 7/8"), RCS Track Set, Lockon, Lubricant, Instruction booklet. Transformer not included, see listings below. Ship. wt. 17 lbs.



E 20-21 LIONEL SWITCHER SET (1425B). Operates on "O" or "O27" Gauge.....\$35.95

Smart, powerful, little Switching Engine has four-wheel drive and a built-in tolling Bell. Loco has pilot coupler and headlamp. Ladder-back Tender, with rear Light, is scale-detailed, reproduction of type in use on Pennsylvania and other major railroads. Set comprises: Switching Locomotive, Bell Tender, Hopper Car, Oil Car, Caboose with rear coupler, 8 sections Curved Track, 3 Straight (44 x 27" oval), remote control Track Set, CTC Lockon, Lubricant, Instruction Manual. Transformer included. Ship. wt. 14 lbs.


NOT ILLUSTRATED

20-74 TRANSFORMER TYPE RW (110 Watts 115 volts AC 60 cycles).....\$13.95

Built-in whistle control and reversing button. Ship. wt. 6 lbs.

20-150 TRANSFORMER TYPE ZW (250 Watts 115 volts AC 50-60 cycles).....\$25.00

Double built-in reversing buttons and whistles, dual speed control. Ship. wt. 14 lbs.



E 20-84 AUTOMATIC LOG LOADER\$18.95

(No. 751)—All action directed by two remote control push buttons. Size $8\frac{7}{8} \times 11\frac{1}{2} \times 11$ " Ship. wt. 9 lbs.

F 20-83 ELECTROMATIC CRANE\$10.95

(No. 583)—Every movement controlled by remote control. Size $11 \times 4 \times 6$ ". Ship. wt. 5 lbs.

G 20-107 AUTOMATIC SEABOARD COALER\$18.95

(No. 752)—Loaded bucket is hoisted to top of tower, dumping coal into chute leading to car. Remote control. Size $8\frac{7}{8} \times 10\frac{7}{8} \times 16\frac{1}{2}$ ". Ship wt. 9 lbs.

H 20-161 WHISTLE BILLBOARD.....\$5.95

(No. 577)—With signal control box. Whistles any time by remote control. Illuminated. $4 \times 7\frac{1}{2} \times 4$ ". Ship. wt. 4 lbs.

J 20-123 TOOL SHED\$1.95

(No. 585)—Enamel finish. Adds realism to sidings, etc. $4\frac{1}{2} \times 6\frac{3}{4} \times 5\frac{1}{4}$ ". Ship. wt. 4 lbs.

K 20-99 DOUBLE ARC LIGHT.....\$2.25

(No. 580)—Electrical contact through terminals in sturdy base. Ship. wt. 2 lbs.

L 20-135 GIRDER BRIDGE\$2.25

(No. 581)—Slips under any straight track $10 \times 1\frac{3}{4} \times 4\frac{5}{8}$ ". Ship. wt. 3 lbs.

M 20-134 SIGNAL TOWER.....\$4.95

(No. 593)—With track terminal. Windows on three sides. $7\frac{5}{8} \times 5\frac{1}{2}$ ". Ship. wt. 3 lbs.

N 20-130 PASSENGER AND FREIGHT STATION\$5.95

(No. 589)—With track terminal. Enameled. $6 \times 12 \times 8$ ". Ship. wt. 5 lbs.

P 20-137 WAYSIDE STATION WITH FIGURES\$3.95

(No. 586)—Double bench, two lights. Enamel finish. $12 \times 5 \times 3\frac{3}{4}$ ". Ship. wt. 4 lbs.

A 20-10 ATLANTIC FREIGHT (No. 4801A).....\$

($3/16$ " scale model)—22 pieces—40 $13/16$ " long. It's great fun to push this fast freight by remote control and listen to the "choo-choos" and the smoke billow as you open the throttle. 100 watt transformer recommended (see below). Set includes 12 curved and 2 straight track (140" oval), uncoupling device and control box plus track terminal. Ship. wt. 15 lbs.

20-75 TRANSFORMER (No. 8B)\$

Recommended for above Train Set, 100 watts, 60 cycles. Ship. wt. 6 lbs.

B 20-12 UN. PACIFIC FREIGHT TRAIN (No. 4615).....\$

($3/16$ " scale model)—26 pieces—63" long. Stop, start, reverse this train by remote Directronic control. "Choo-choos" change tone and tempo with train speed. Gusts of smoke fill the air. Wrecker Car has revolving crane hook raises, lowers. No. 15 Directronic Rectifier and Transformer must be used (see below). Set includes 12 curved, 4 straight track (making 160" oval), uncoupling device and control box, 1 track terminal. Ship. wt. 20 lbs.

20-120 DIRECTRONIC RECTIFIER (No. 15).....\$

Must be used for above Train Set. Ship. wt. 4 lbs.

20-75 TRANSFORMER (No. 8B)\$

Recommended for above Train Set. 100 watts, 60 cycles. Ship. wt. 6 lbs.

C 20-5 N. Y. CENTRAL FREIGHT (No. 4611A).....\$

($3/16$ " scale model)—26 pieces—52 $3/16$ " long. It puffs smoke and "choo-choos" can be heard 100' away. Searchlight on floodlight car can be turned at any angle. Coal dump car unloads realistic coal. 100 watt transformer recommended (see below). Set includes 12 curved, 4 straight track (160" oval) uncoupling device and control box, auto track section and track terminal. Ship. wt. 15 lbs.

20-75 TRANSFORMER (No. 8B)\$

Recommended for above Train Set. 100 watts, 60 cycles. Ship. wt. 6 lbs.

D 20-25 NICKLE PLATE SWITCHER (No. 4618).....\$3

($3/16$ " scale model)—26 pieces—48 $1/4$ " long. You can switch cars around with this "yard goat" just as they do in real railroad yards. Has realistic sounding "choo-choos" and smoke. Searchlight car has floodlight that can be turned at any angle, throws long, brilliant beam of light. No. 15 Directronic Rectifier and Transformer must be used (see below). Set includes 12 curved, 4 straight track (making 160" oval), uncoupling device and control box, automatic track section, track terminal. Ship. wt. 20 lbs.



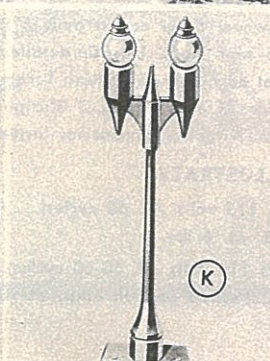




20-120 DIRECTRONIC RECTIFIER (No. 15).....\$1


Must be used for 20-25 Train Set. Ship. wt. 4 lbs.

20-75 TRANSFORMER (No. 8B)\$1


Recommended for 20-25 Train Set. 100 watts, 60 cycles. Ship. wt. 6 lbs.

ABOVE TRAIN SETS ILLUSTRATED ON PAGE 41






(A)




(B)



(C)

1948 AMERICAN FLYER CATALOG
American Flyer Trains and accessories illustrated on these pages represent American Flyer's latest developments. We carry stock a complete line of American Flyer large assortment from which you can conveniently select by instructing us to send you their LATEST CATALOGUE.



(D)

DESCRIPTION OF ABOVE TRAIN SETS LISTED ON PAGE 40

20-79 REM. CONTROL SWITCHES.....pr. \$16.95
20-720—Lights on when train is shut off. Ship. wt. 4 lbs

20-136 SEMAPHORE BLOCK SIGNAL.....\$5.95
20-538—Realistic operation. Electrically operated by remote control for one train. Two train no-collision operation works automatically from track trips. Enamel finish. Size 1 1/4" high, base 1 3/4" x 1 3/4". Ship. wt. 2 lbs.

20-100 TRESTLE BRIDGE\$4.95
20-750—With track terminal. Heavy steel. Tender's house has interior light on the top. Brilliant enamel finish. 1 7/8" x 4 1/4". Ship. wt. 5 lbs.

20-109 FREIGHT AND PASSENGER STATION WITH CRANE\$6.95

20-832—Hand-operated crane swivels. Boom raises, lowers, 1 1/2" x 5 1/4". Ship. wt. 5 lbs.


U 20-70 "SAFETY FIRST" TWIN CONTROL TRANSFORMER (No. 12B)\$20.95

Operates from 2 to 4 trains on same or 2 separate layouts. Built-in circuit breaker protects fixed as well as variable voltage. 250 watts. 60 cycles. Ship. wt. 13 lbs.

20-75 "SAFETY FIRST" TRANSFORMER (No. 8B)
100 watts, 60 cycles. Ship. wt. 6 lbs.....\$10.50

20-85 TRANSFORMER (No. 2B) 75 watts, 60 cycles. Ship. wt. 5 lbs.....\$7.95

V 20-112 WATER TANK\$5.95
(No. 596)—Aviation warning light, 1 1/2" x 6 1/2". Ship. wt. 4 lbs.

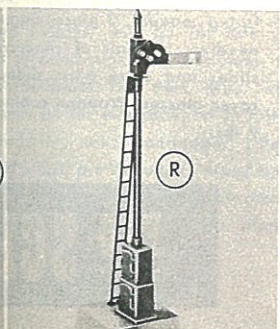


(W)


W 20-122 WRECKER CAR\$10.95
(No. 635)—Cab and boom turn on swivel. Boom and hook raise and lower. Gray ch green boom, yellow house, red roof. Ship. wt. 4 lbs.



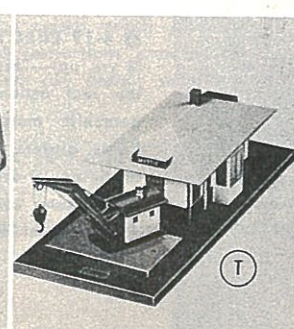
(Q)




(R)




(S)

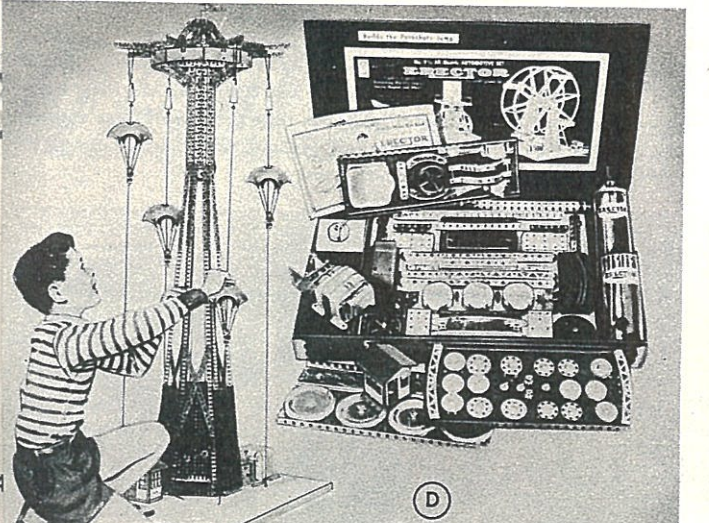





(T)



(U)





ERECTOR SETS "And . . . I made it myself!"

The pride youngsters feel when they have successfully built something "all by themselves" is both understandable and important. Working models of ever so many things can be constructed, and for development of constructive imagination there is no finer toy made.


A 4-8 ERECTOR SET No. 4½ \$6.95
(6 yrs. up)—Excellent for the beginner. The clock-work motor can be built into wind-mills, trip hammers, auto trucks that can all move under their own power. Liberal assortment of metal base plates, wheels, pulleys, girders, etc. Boxed 18 x 10". Ship. wt. 9 lbs.

B 4-29 ERECTOR SET No. 6½ \$10.00
(8 yrs. up)—You'll feel like a real engineer when you build this airplane ride—then make it spin merrily around when you hook up the (AC current) Erector electric engine. Set also builds lift bridge, airplane beacon, etc. Includes girders, gears, pinions, miniature house for bridge tender and many other parts. Boxed 16 x 8". Ship. wt. 11 lbs.

4-18 ERECTOR SET No. 7½
(Not illustrated)\$15.00
(8 yrs. up)—The engineer's set. Builds the walking beam engine, steam engines, etc. With motor. Metal cabinet 18 x 10". Ship. wt. 15 lbs.


C 11-36 ERECTOR SET No. 8½ \$19.95
(8 yrs. up)—The all-electric set, crammed with exciting electric features. Contains electric gearshift engine, powerful electro-magnet, and a total of 15 pounds of up-to-date parts for building giant Ferris Wheel, bascule bridge, and over 100 other engine-driven, electrically lighted engineering marvels. Metal cabinet 20 x 12". Ship. wt. 23 lbs.

D 4-19 ERECTOR SET No. 9½ \$27.50
(8 yrs. up)—This is the deluxe set featuring the real action Parachute Jump. Electric gearshift motor, electromagnet, electric lights, girders, gears, etc., for building realistic power-driven models of giant power plant, motor car models, plus many, many others. Metal cabinet 22 x 13". Ship. wt. 27 lbs.



E 4-32 SENIOR CHEMISTRY SET No. 6
(8 yrs. up)—This three-compartment blue metal net is 28½ x 1¼ x 11" when open, displaying pieces of chemicals and apparatus which are in the set. Manual explains how to do 389 experiments. Ship. wt. 11 lbs.

4-9 INVENTORS' CHEMISTRY SET No. 7
(Not illustrated)
(8 yrs. up)—Set contains 99 chemicals and apparatus including scale. 491 experiments can be performed. Metal cabinet 40 x 11" opened. Ship. wt. 16 lbs.




F 4-16 TOOL CHEST No. 7
(6 yrs. up)—Fifteen pieces of better-grade tools for the young carpenter. 16" crosscut saw, 7" brace with 2-jaw screw chuck. Assembled in metal carrying case with brass handle. Size: 10½ x 2¾". Ship. wt. 11 lbs.

4-63 TOOL CABINET No. 11
(Not illustrated) (6 yrs. up)—Handy set. 22 pieces of real practical tools. 16" saw, 2-jaw screw brace, hammer, 8½" plane, level, etc. Red carrying case, brass handle, reinforced corner case catches. Size: 20¼ x 12¼ x 3". Ship. wt. 9 lbs.




G 6-28 MICROSCOPE SET No. 10
(9 yrs. up)—Equipped with 110 to 150 power microscope showing wide field in clear detail. Fe. Polaroid Jr. analyzer and polarizer. Set includes: illustrated manual, 3-piece magnifying unit, 2 diss. needles, 17 vials of chemicals and stains, prepared slides and extra glass slides, specimens, label cover glasses. Wooden cabinet 14½ x 20". Ship. wt. 9 lbs.

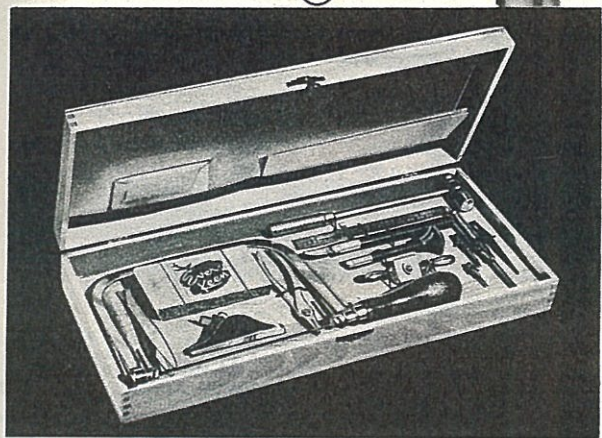
FAO SCHWARZ




(B)



(C)




(A)



(E)



(D)



(F)



A 3-130 HOBBYCRAFTER'S KIT\$7.95
(10 yrs. up)—Every hobbyist must have his tools—small in size and well made to perform various and delicate tasks. This varnished wooden box contains an adequate assortment and includes: Scroll saw, all-metal hammer, block plane, draw shave, pliers, tweezers, ruler, 3 screw drivers, exacto knife with 4 useful blades, and a drill, sandpaper and sander. Ship. wt. 4 lbs.

B 4-4 BUILDER'S SET (Exclusive).....\$5.50
(6 to 10 yrs.)—Young builders will go for this set with gusto! Designed to encourage and stimulate interest in manual coordination. The dark blue twill apron has separate pockets for mar-resistant tapping hammer, pliers, screwdriver, nails, sandpaper, ruler, pad and pencil—all of which are included. Wood and nails included to assemble a birdhouse, windmill, cart, cradle, wheelbarrow, with easy to follow plans. Ship. wt. 5 lbs.

C BRICKPLAYER—(8 yrs. up)—With these new sets a young builder can wield a trowel with the best of bricklayers to erect strong, model brick buildings such as houses, railroad stations, signal tower, etc. The 1 x 1/2" bricks are bonded with special cement which will set in 15 minutes, yet can be dissolved in cold water to make bricks available for reuse. Miniature bricks in accurate dimensions, with angled gable and peak bricks; metal window and door inserts, realistic roofing material. Models designed to scale (suitable for "O" gauge model trains). Blue prints and illustrated book of instructions come with the sets; imaginative builders can design structures of their own.

9-16 386 Bricks. Box 15" x 11 1/2".
Ship. wt. 6 lbs.....\$6.95

9-17 548 Bricks. Box 20" x 11 1/2".
Ship. wt. 9 lbs.....\$13.95

D 42-36 FATHER AND SON WORK BENCH\$
(7 yrs. up)—A sturdy and well-constructed work bench (37" long by 17" wide by 31" high attached mitre box, vise, coping saw extension sandpaper block. An assortment of 15 essential is included. Ship. wt. 50 lbs.

E 11-65 X-ACTO WHITTILING KIT.....
(7 yrs. up)—The basic kit for hobbyists who enjoy challenge of making things. Box (11 x 10") contains the famous X-Acto Knife with interchangeable blades adaptable for whittling, carving, forming, etc. paper, rough models, accessories, too. Ship. wt.

F 11-64 FIVE-IN-ONE CRAFT KIT.....
(8 yrs. up)—Young craftsmen can turn out beautiful carved wood figures and miniatures, a leather racing car that really goes, a boat or a plane with this fine kit. All equipment and tools included. Ship. wt. 4 lbs.