

# 1928 LINCOLN LOGS DESIGN BOOK

For 5/8-in. Logs

9 ½ in. wide by 11 in. tall

16 Numbered Pages



# LINCOLN LOGS DESIGN BOOK


## THE LOGS

FULL SIZE


Patented—August 31, 1920.

Name registered—  
August 28, 1923

Design Book  
Copyright 1928  
J. L. W., Inc.




NO. 1 IS THE  
UNIT LOG—  
THE NOTCH  
MEASURING  
ONE  
DIAMETER— $\frac{5}{8}$ "



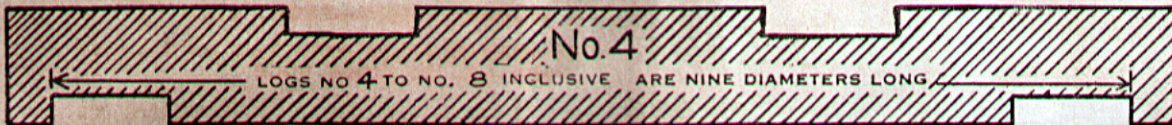
THIS LOG MEASURES FIVE DIAMETERS



No. 2

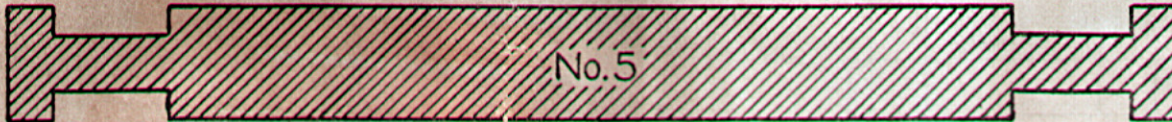


No. 3



No. 4


LOGS NO. 4 TO NO. 8 INCLUSIVE ARE NINE DIAMETERS LONG



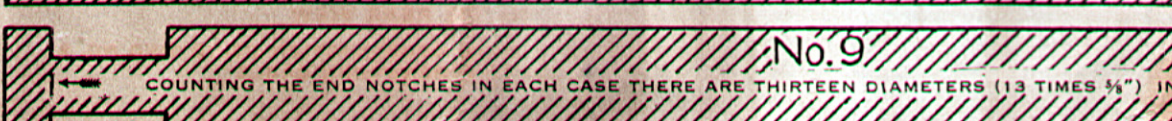
No. 5



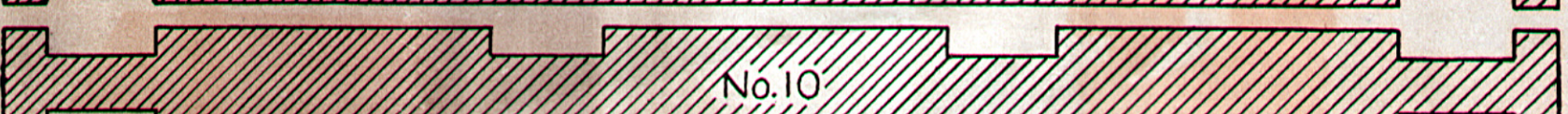
No. 6



No. 7

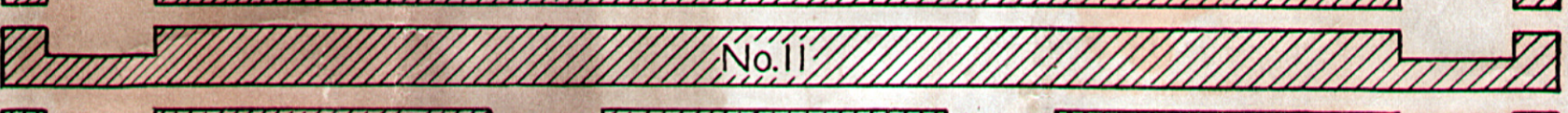


No. 8




No. 9

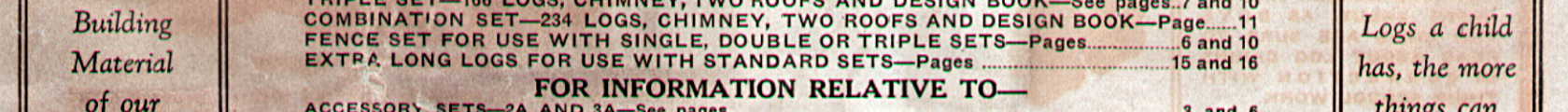
COUNTING THE END NOTCHES IN EACH CASE THERE ARE THIRTEEN DIAMETERS (13 TIMES  $\frac{5}{8}$ " ) IN LOGS NO. 9 TO NO. 12, INCLUSIVE.



No. 10



No. 11



No. 12

THE BUILDING DESIGNS SHOWN HEREIN ARE SIMPLE AND EASY TO UNDERSTAND, BUT THEY REPRESENT MERELY A FEW SUGGESTIONS. THE POSSIBLE COMBINATIONS ARE WITHOUT END, AS THE LOGS ARE DESIGNED ON A MULTIPLE UNIT SYSTEM, THAT IS BASED ON THEIR DIAMETER, WHICH IS  $\frac{5}{8}$  OF AN INCH.

IF ONE DISREGARDS THE IRREGULAR ENDS OF THE LOGS BEYOND THE OUTSIDE NOTCHES, IT WILL BE SEEN THAT ALL OF THESE NOTCHES ARE SEPARATED FROM ONE ANOTHER BY AN EXACT NUMBER OF LOG DIAMETERS.

### LINCOLN LOGS ARE PACKED AS FOLLOWS:

SINGLE SET—53 LOGS, ROOF AND DESIGN BOOK—See pages.....	2 and 3
DOUBLE SET—110 LOGS, CHIMNEY, ROOF AND DESIGN BOOK—See pages.....	4, 5 and 6
TRIPLE SET—166 LOGS, CHIMNEY, TWO ROOFS AND DESIGN BOOK—See pages.....	7 and 10
COMBINATION SET—234 LOGS, CHIMNEY, TWO ROOFS AND DESIGN BOOK—Page.....	11
FENCE SET FOR USE WITH SINGLE, DOUBLE OR TRIPLE SETS—Pages.....	6 and 10
EXTRA LONG LOGS FOR USE WITH STANDARD SETS—Pages.....	15 and 16

### FOR INFORMATION RELATIVE TO—

ACCESSORY SETS—2A AND 3A—See pages.....	3 and 6
BIRD HOUSES—See page.....	14
FARM ANIMALS—See pages.....	8 and 9
LOG LUMBER YARD—See page.....	11
CHILDREN'S PLAYHOUSES—See page.....	3

Manufactured by J. L. WRIGHT, INC., 232 East Erie St., Chicago, Ill., U. S. A.

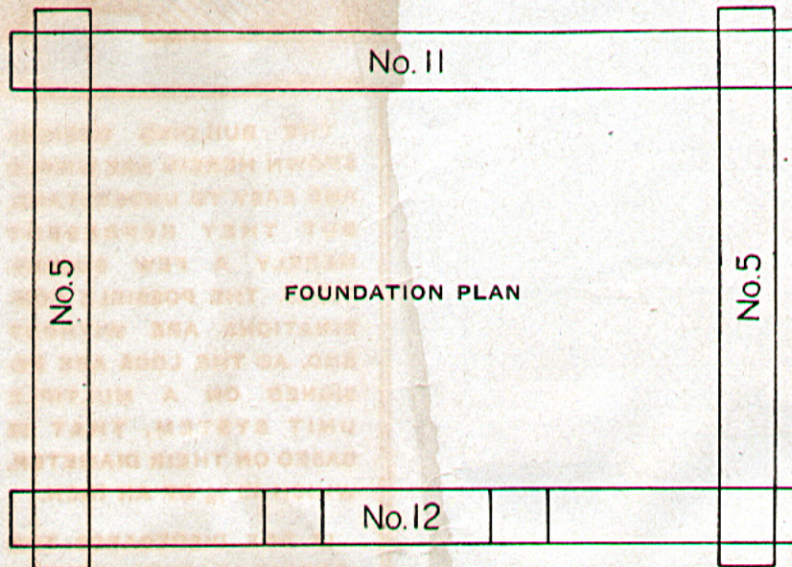
"The  
Building  
Material  
of our  
Forefathers"

"The more  
Logs a child  
has, the more  
things can  
be built."


# ON THESE PAGES ARE SHOWN A FEW OF THE THINGS THE ORIGINAL CHILD WILL

## HOW TO START YOUR BUILDING

THE LINCOLN LOG FOUNDATION PLAN is shown below—First place logs No. 11 and 12 flat side down and connect with two No. 5 logs. Now lay one No. 9 log over No. 11 log. Lay one of the No. 1 logs in each of the middle notches on No. 12 log and connect to No. 5 logs by two No. 13 logs. Follow numbers as shown on plan No. 100 front and rear views and place roof on building. THE PIONEER CABIN is the first step in building with Lincoln Logs. Now try some more designs. The use of rubber bands to hold logs together at corners will insure stability. See Page 10.




PLAN FOR NOS. 100, 103, 104, 108, 110, 111, 200, 201, 207, 208, 210, 212 AND 231.




No. 101. STOCK YARD

### LINCOLN LOGS


REPRESENT THE FIRST AMERICAN BUILDINGS, AND FOR THIS REASON ARE OF GREAT VALUE, AS BOYS AND GIRLS ARE SURE TO READ ABOUT LOG CABINS IN CONNECTION WITH THEIR SCHOOL WORK.




No. 102. BENCH



No. 100. PIONEER CABIN—FRONT VIEW  
SHOWING ROOF CONSTRUCTION WITH TWO NO. 9 LOGS  
PARALLEL TO RIDGE POLE



No. 100. REAR VIEW  
ROOF REMOVED TO SHOW CONSTRUCTION USING TWO NO. 9  
LOGS TO STRENGTHEN GABLE



No. 103. SCHOOL HOUSE


CHILDREN ARE DELIGHTED TO PLAY WITH LINCOLN LOGS THE YOUNGSTER WHO IS ALONE OR AN ENTIRE GROUP WILL BE KEPT HAPPY AND BUSY FOR HOURS AT A TIME

# WHICH CAN BE MADE WITH LINCOLN LOGS SINGLE SET MAKE MANY MORE


SINGLE SET CONTAINS 53 LOGS

LOGS QUANTITY	LOGS QUANTITY
No. 1 ..... 27	No. 9 ..... 7
No. 2 ..... 2	No. 10 ..... 1
No. 3 ..... 2	No. 11 ..... 1
No. 4 ..... 2	No. 12 ..... 1
No. 5 ..... 8	No. 13 ..... 2


ROOF AND DESIGN BOOK




No. 107. CORN CRIB




No. 104. CHAPEL



No. 108. BARN



No. 110. STORE



No. 111. CHICKEN HOUSE

OWNERS OF A SINGLE SET (1A) MAY MAKE IT INTO A DOUBLE SET BY BUYING FROM YOUR DEALER OR FROM J. L. WRIGHT, INC. 232 EAST ERIE STREET CHICAGO, ILL., A 2A SET. SIMILARLY A SINGLE SET (1A) MAY BE MADE INTO A TRIPLE SET BY BUYING A 2A AND A 3A SET

WE ALSO MAKE THE LIFE SIZE



**LINCOLN PLAYHOUSE**

DIMENSIONS—4½ FT. x 6½ FT. x 5 FT.

FOR INFORMATION WRITE  
J. L. WRIGHT, INC.  
232 E. ERIE ST., CHICAGO

# THE LINCOLN CABIN SHOWN BELOW AND ALL OTHERS MAY BE MADE WITH

DOUBLE SET CONTAINS 110 LOGS


LOGS QUANTITY	LOGS QUANTITY
No. 1 .....57	No. 7 ..... 1
No. 2 ..... 2	No. 8 ..... 1
No. 3 ..... 2	No. 9 ..... 7
No. 4 ..... 2	No. 10 ..... 3
No. 5 .....18	No. 11 ..... 1
No. 6 ..... 1	No. 12 ..... 1
No. 13 .....14	

ROOF, CHIMNEY AND DESIGN BOOK


ABRAHAM LINCOLN WHEN BUT A BOY HELPED HIS FATHER BUILD FENCES ABOUT THEIR HOME WHICH WAS MADE OF LOGS HAND CUT AND NOTCHED WITH AN AXE, AND HAD ONLY ONE DOOR AND ONE WINDOW. HE WAS CALLED THE "RAIL SPLITTER" BECAUSE OF HIS ACCURACY AND SPEED IN SPLITTING LOGS FOR FENCE RAILS. WHEN HE GREW OLDER HE STUDIED BY CANDLE LIGHT TO BECOME A LAWYER AND EVENTUALLY WAS ELECTED PRESIDENT OF THE UNITED STATES. BY FOLLOWING DESIGN NUMBER 200 (SHOWN ON THIS PAGE) YOU CAN MAKE A COPY OF THE LOG CABIN NEAR HODGENVILLE, KENTUCKY, IN WHICH HE WAS BORN ON FEBRUARY 12, 1809.




LINCOLN  
"THE RAIL SPLITTER"  
Courtesy of Chicago  
Historical Society




No. 200. LINCOLN'S CABIN  
SHOWING OUTSIDE CHIMNEY MADE OF  
NO. 1 AND NO. 13 LOGS



No. 200. REAR VIEW



No. 201. QUARTERS CABIN  
THIS IS SIMILAR TO THE LINCOLN CABIN EXCEPT IT HAS A  
WINDOW AT THE REAR AND NO OUTSIDE CHIMNEY




REAR VIEW OF No. 201




No. 203  
WELL HOUSE

ON THE PREVIOUS PAGES DESIGNS 103 AND 110, AS WELL AS 201, 207, 208, 209, 210, 212, AND 220 WHICH FOLLOW, SHOW ONLY ONE NUMBER 9 LOG USED AS THE RIDGE POLE; BUT ALL THESE GABLES WILL BE IMPROVED BY USING AT LEAST TWO MORE No. 9 OR No. 10 LOGS PLACED PARALLEL TO THE RIDGE POLE AS SHOWN IN THE REAR VIEW DETAILS OF 100 AND 200.




No. 211. BRIDGE




No. 212. THE OLD HOMESTEAD  
ROOF AND CHIMNEY REMOVED SHOWING INTERIOR PARTITIONS


**DESIGNS ON THESE PAGES AS WELL AS MANY  
LINCOLN LOGS DOUBLE SET**




**No. 207. UNCLE TOM'S CABIN**  
REAR VIEW SAME AS NO. 201 EXCEPT ONE LOG LOWER




**No. 208. PIG PEN**



**No. 209. BARN**  
ROOF REMOVED TO SHOW INTERIOR STALLS



**No. 210. FOREST RANGER'S HOME**  
REAR VIEW SAME AS NO. 201 EXCEPT ONE LOG LOWER  
ADDITIONAL NO. 9 LOGS SHOULD BE USED TO STRENGTHEN GABLES  
IN DESIGNS NO. 207, 208, 209, 210 AND 220, AS SHOWN IN THE REAR VIEW  
DETAILS OF 100 AND 200.




**No. 220. SOUTHERN CABIN**




**No. 204. TABLE**



**No. 205. CHAIR**




**No. 214. DOG HOUSE**




**No. 221. GRANDFATHER'S CHAIR**

DESIGNS ON THESE PAGES AS WELL AS MANY  
 LINCOLN LOG



No. 231. THE MEETING HOUSE  
 MADE FROM DOUBLE SET

OWNERS OF A  
 DOUBLE SET  
 MAY MAKE IT INTO A  
 TRIPLE SET  
 BY BUYING FROM  
 YOUR DEALER  
 OR FROM J. L. WRIGHT, INC.  
 232 EAST ERIE STREET  
 CHICAGO, ILL.  
 A 3A SET.




No. 231. REAR VIEW

IN BUILDING  
 THE MEETING  
 HOUSE IT  
 SHOULD BE  
 NOTED THAT  
 ROOF IS PLACED  
 INSIDE THE  
 NOTCHES OF  
 THE NO. 5 LOGS  
 TO GIVE IT A  
 STEEPER PITCH.

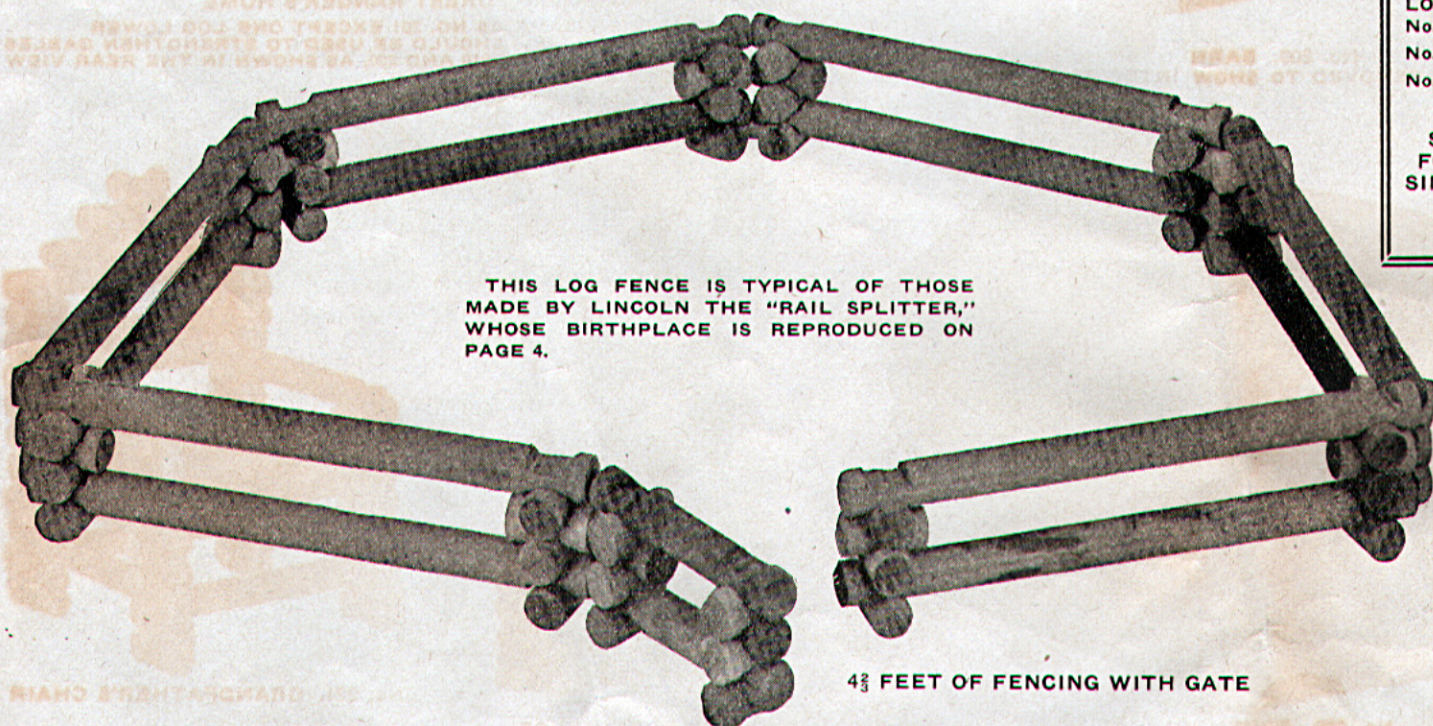
No. 233. CLOTHES BRUSH  
 HOLDER

REQUIRES TWELVE NO. 1,  
 TWO NO. 3, TWO NO. 4, ONE  
 NO. 7, ONE NO. 8, ONE NO. 11,  
 ONE NO. 12, EIGHT NO. 13  
 LOGS.

FOR SUGGESTIONS ON  
 NAILING SEE PAGE 12



## LINCOLN LOGS FENCE SET



THIS LOG FENCE IS TYPICAL OF THOSE  
 MADE BY LINCOLN THE "RAIL SPLITTER,"  
 WHOSE BIRTHPLACE IS REPRODUCED ON  
 PAGE 4.

4 1/2 FEET OF FENCING WITH GATE

FENCE SET  
 CONTAINS  
 68 LOGS

LOGS	QUANTITY
No. 1	54
No. 9	12
No. 13	2

PACKED  
 SEPARATELY  
 FOR USE WITH  
 SINGLE, DOUBLE  
 OR TRIPLE  
 SETS.


# SOME OF THE MANY POSSIBILITIES CONTAINED IN THE TRIPLE SET OF LINCOLN LOGS

## Illustrating Uses of LINCOLN LOGS at the Seashore


TRIPLE SET CONTAINS 166 LOGS

LOGS	QUANTITY	LOGS	QUANTITY
No. 1	91	No. 7	2
No. 2	4	No. 8	2
No. 3	4	No. 9	8
No. 4	4	No. 10	6
No. 5	22	No. 11	2
No. 6	2	No. 12	2
		No. 13	17


TWO ROOFS, CHIMNEY AND DESIGN BOOK



No. 300. LIGHTHOUSE




No. 300. REAR VIEW




No. 302. BOAT


REQUIRES SIX NO. 1, ONE NO. 2, THREE NO. 9, FOUR NO. 10, TWO NO. 11, TWO NO. 12, AND SEVENTEEN (OR PREFERABLY EIGHTEEN) NO. 13 LOGS.




No. 301. SEASIDE PAVILION ILLUSTRATING "OPEN WORK" CONSTRUCTION



No. 304. THEATRE



No. 304. THEATRE, SIDE VIEW




No. 303. RAFT

REQUIRES ELEVEN NO. 1, FIVE NO. 9, AND TWO NO. 10 LOGS.


# HERE IS A WHOLE VILLAGE THAT

THE NOVEL DESIGNS ON THIS PAGE SHOW HOW LINCOLN LOGS LEND THEMSELVES TO MO




The RAILROAD STATION in the lower left hand corner shows the use of No. 9 and No. 10 logs to form the roof—this roof construction is also used in several buildings in the rear.


The ROOF of the LIBRARY in the front center illustrates the use of No. 1 logs placed as tiles. The number required is determined by the "diameter" length of the roof. (See page 7) Seven No. 1 logs between notches if No. 5 log is used for ridge pole, or eleven No. 1 if No. 9 log is used for ridge pole.




No. 551. GASOLINE FILLING STATION, SHOWING OFFICE AND PUMPS



No. 562. TRAIN AND TRACK MADE ENTIRELY OF LINCOLN LOGS



No. 563. LINCOLN SEDAN




No. 571. COVERED RAILROAD BRIDGE

FOR INFORMATION RELATIVE TO LINCOLN LOG FARM ANIMALS—ADD

# CAN BE MADE WITH LINCOLN LOGS


MODERN CONSTRUCTION AS WELL AS TO THE PRIMITIVE LOG BUILDINGS OF LINCOLN'S DAY



on end to represent  
page 1.) For example:

Notice the **FLAT ROOF**  
**CONSTRUCTION** of the  
**COVERED RAILROAD**  
**BRIDGE.**


The **ROOF** of the **SUMMER HOUSE** in the lower right hand corner illustrates "open work" binding; the roof is made of four No. 4, four No. 3 and three No. 2 logs; the rest of the house is made of No. 1, No. 5 and No. 6 logs.



**NOTICE THE ABSO-  
LUTELY FLAT RUNWAY**  
**MADE BY USING NO. 7,  
NO. 8, NO. 11 AND NO. 12**  
**LOGS.**


No. 574. CATTLE RUNWAY AND PENS, UNION STOCKYARDS, CHICAGO

RESS J. L. WRIGHT, INC.—232 EAST ERIE STREET, CHICAGO, ILLINOIS




No. 306. BLOCK HOUSE

OWNERS OF A  
TRIPLE SET  
MAY MAKE IT INTO A  
COMBINATION SET  
BY BUYING FROM  
YOUR DEALER  
OR FROM J. L. WRIGHT, INC.  
232 E. ERIE STREET  
CHICAGO, ILL.,  
A FENCE SET




No. 305. VALLEY FORGE, REAR VIEW



No. 305. VALLEY FORGE

THE BUILDINGS SHOWN ABOVE ARE MADE FROM THE TRIPLE SET

## DOLL'S FURNITURE



MADE FROM LINCOLN LOGS FASTENED TOGETHER WITH RUBBER BANDS


TO MAKE THE BED—First place on a flat surface a No. 10 log forming one head post and a No. 6 log forming one foot post. Lay two No. 9 logs in the lower two notches and No. 1 logs in the upper notches—build on these with No. 13, No. 5, No. 6 and No. 9 logs. When the logs are in place, slip RUBBER BANDS around them as shown in the illustration.

MANY OTHER ARTICLES OF FURNITURE BESIDES THOSE SHOWN ABOVE ARE POSSIBLE.

# THE DESIGNS FROM LINCOLN LOGS COMBINATION SET ARE ALMOST UNLIMITED



No. 400. TWO STORY HOUSE AND PORCH  
ONE EXTRA CHIMNEY USED




No. 400. REAR VIEW


COMBINATION SET CONTAINS 234 LOGS			
LOGS	QUANTITY	LOGS	QUANTITY
No. 1	145	No. 7	2
No. 2	4	No. 8	2
No. 3	4	No. 9	20
No. 4	4	No. 10	6
No. 5	22	No. 11	2
No. 6	2	No. 12	2
No. 13	19		

TWO ROOFS, CHIMNEY AND DESIGN BOOK


IF FLOORS ARE DESIRED, WE SUGGEST THE USE OF CARDBOARD CUT TO THE PROPER SIZE



No. 402. REAR VIEW




No. 402. TWO STORY AND WING HOUSE



No. 401. HOUSE WITH TILE ROOF

WE MAINTAIN A LUMBER YARD FOR SUPPLYING ANY DESIRED NUMBERS OF LOOSE LOGS IN BULK

FOR PRICES ADDRESS  
J. L. WRIGHT, INC.  
232 EAST ERIE STREET  
CHICAGO, ILLINOIS



No. 331. SOAP DISH FOR CAMP

REQUIRES TEN NO. 1, FOUR NO. 5, TWO NO. 7, TWO NO. 8, NINE NO. 13 LOGS.

PUT ON THE PORCH TABLE




No. 332. MATCH BOX HOLDER

REQUIRES TWO NO. 1, FOUR NO. 2, FOUR NO. 13 LOGS.

BESIDES THE VARIED DESIGNS SHOWN ON THE PRECEDING PAGES INNUMERABLE THINGS CAN BE BUILT WITH LINCOLN LOGS FOR PRACTICAL USE IN THE HOME OR IN CONNECTION WITH OTHER TOYS. FOLLOWING ARE JUST A FEW ILLUSTRATIONS OF WHAT ELSE CAN BE DONE WITH LINCOLN LOGS—"THE TOY OF ENDLESS POSSIBILITIES."


MOTHER WOULD  
BE PROUD OF  
THIS



NO. 520. DESK STAND

REQUIRES FOUR NO. 1, FOUR NO. 6, TWO NO. 8,  
FIVE NO. 9, FOUR NO. 10, FOUR NO. 13 LOGS.


FOR INFORMATION  
ABOUT WIRING  
SEE PAGE 14



NO. 521. TWO-COMPARTMENT ENVELOPE  
HOLDER

REQUIRES EIGHT NO. 6, FOUR NO. 8, THIR-  
TEEN NO. 9 LOGS.

WHERE NAILS ARE USED, place logs on solid surface and use No. 16 wire brads  $\frac{5}{8}$ " long or "cigar box" nails. An awl, gimlet or drill impression to start each nail will assist greatly in driving the nails and prevent bending. Avoid driving one nail directly over nail in lower log. After nail has been well started, complete the drive with a punch or a large flat-headed nail, unless a small-headed hammer is used that will easily go into the notches.




NO. 530. WASTE BASKET FOR FATHER'S OFFICE

REQUIRES SIXTEEN NO. 1, FORTY-SIX NO. 9, SIXTEEN  
NO. 10, FOUR NO. 11, TWO NO. 12 LOGS.

GIFT SUGGESTION FOR GRANDMOTHER OR  
THE SUMMER HOME

THE BEAUTIFUL, RUSTIC, PORCH FLOWER BASKET SHOWN  
BELOW MAY BE MADE ENTIRELY OF NOS. 5 AND 7 LOGS. WE  
SUGGEST LINING IT WITH TWO OBLONG PIECES OF DARK CLOTH  
BEFORE FILLING WITH EARTH.




NO. 504. SQUARE BASKET WITH RUSTIC FLOOR




# LINCOLN LOG BIRD HOUSES


BESIDES THE SEPARATELY BOXED BOLTED MODEL SHOWN IN THE CENTER OF THIS PAGE A FEW OF THE OTHER HOUSES WHICH MAY BE MADE OF LOGS FASTENED WITH WIRE OR NAILED ARE SHOWN BELOW.



NO. 600. THE BIRD SHELTER  
WITH FOOD COMPARTMENT AND RUSTIC OR LOG FLOOR



NO. 600. THE BIRD SHELTER  
REAR VIEW




NO. 601. The "OPEN NEST HOUSE"  
HOLDS THE NEST BACK OF THE COMBINED PERCH AND SUPPORT THAT IS INSIDE. IT ALSO EMPLOYS THE RUSTIC OR LOG FLOOR.



IMPROVED  
**LINCOLN LOG**  
BIRD HOUSE



SOLD "KNOCKED DOWN."  
EASILY BOLTED TOGETHER.  
NO NAILS REQUIRED. IF POSSIBLE BIRD HOUSES SHOULD BE IN PLACE EARLY SO AS TO HAVE TIME TO "WEATHER" BEFORE THE BIRDS ARRIVE.



NO. 602. The "FRONT DOOR BIRD HOUSE"  
IS MUCH THE SAME TYPE AS THE "OPEN NEST," EXCEPT THAT IT IS LOWER AND ENTIRELY ENCLOSED.

NO. 603. The "CAGE"

ILLUSTRATING THE POSSIBILITIES OF OPEN WORK CONSTRUCTION.



NO. 604. The "BIRD BUNGALOW"  
HAS A SOLID WOODEN FLOOR.

TO OBTAIN A SPECIAL FOLDER WITH FURTHER DETAILS FOR BUILDING THESE BIRD HOMES ADDRESS


J. L. WRIGHT, INC.

232 EAST ERIE STREET CHICAGO, ILLINOIS

THE BINDING WIRE USED IN THE BIRD HOUSES AND IN MAKING THE BOAT NO. 302, RAFT NO. 303 AND FLOWER BOX NO. 504, SHOULD BE NO. 21 OR NO. 23 ANNEALED. IT MAY BE SECURED FROM US FOR TEN CENTS, POSTAGE PREPAID, OR FROM YOUR HARDWARE DEALER.

# EXTRA LONG LOGS THE NEW ACCESSORY SET OF LINCOLN LOGS

For use with SINGLE, DOUBLE, TRIPLE or COMBINATION SETS



NO. 701. STOCK BARN AND YARD SHOWN ABOVE



MADE WITH LONG LOGS AND SINGLE SET, SHOWING THE LONG BEAMS, EXTENDING AT THE FRONT AND BACK FOR FASTENING ROPES AND PULLEYS FOR HOISTING HAY; ALSO, WATERING TROUGH IN THE YARD.

**CONTAINS**


SIX—No. 25 LOGS WITH 7 NOTCHES  
EIGHT—No. 17 LOGS WITH 5 NOTCHES AND  
FOURTEEN—No. 1 LOGS WITH 1 NOTCH

NO. 701. REAR VIEW

ROOF REMOVED TO SHOW RAFTER AND GABLE CONSTRUCTION. SIDE WINGS MAY BE COVERED WITH CARDBOARD OR A FLAT PIECE OF WOOD IF DESIRED SO AS TO HAVE ROOFS SLOPING TO THE REAR.




NO. 702. BOAT HOUSE  
MADE WITH LONG LOGS AND DOUBLE SET




NO. 702. REAR—  
ROOF REMOVED  
TO SHOW RAFTER  
AND GABLE CONSTRUCTION


# HISTORIC BUILDINGS SHOWN BELOW MADE WITH "EXTRA LONG LOGS" AND TRIPLE AND COMBINATION SETS




**NO. 703. OLD MILL**  
MADE WITH LONG LOGS AND TRIPLE SET




**NO. 703. REAR—**  
ROOFS REMOVED  
TO SHOW RAFTER  
AND GABLE  
CONSTRUCTION




**NO. 705. JOHN KINZIE HOME**  
FIRST BUILDING IN CHICAGO  
MADE WITH LONG LOGS AND TRIPLE SET



**NO. 705. REAR**  
ROOFS REMOVED TO SHOW  
RAFTER AND GABLE  
CONSTRUCTION



**NO. 706. BARRACKS—OLD FORT DEARBORN**  
MADE WITH LONG LOGS AND COMBINATION SET



**NO. 706. REAR**  
ROOFS REMOVED TO SHOW  
RAFTER AND GABLE  
CONSTRUCTION