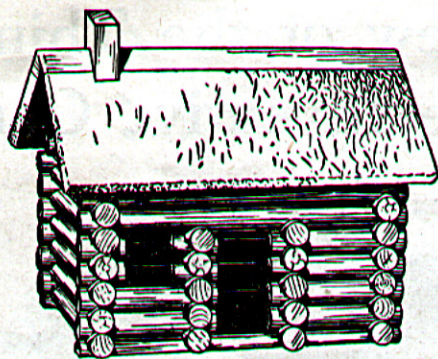


1932 LINCOLN LOGS DESIGN BOOK

For 5/8-in. Logs

9 ½ in. wide by 11 in. tall


16 Numbered Pages



LINCOLN LOGS DESIGN BOOK

Patented—August 31, 1920.
Name registered—
August 28, 1923


Design Book
Copyright 1932
J. L. W., Inc.



No. 1 is the
Unit Log—
the Notch
Measuring
One
Diameter— $\frac{5}{8}$ "



THIS LOG MEASURES FIVE DIAMETERS



No. 2



No. 3

THE LOGS
As Shown on
This Page
Are Full
Size




No. 4


LOGS NO 4 TO NO. 8 INCLUSIVE ARE NINE DIAMETERS LONG



No. 5



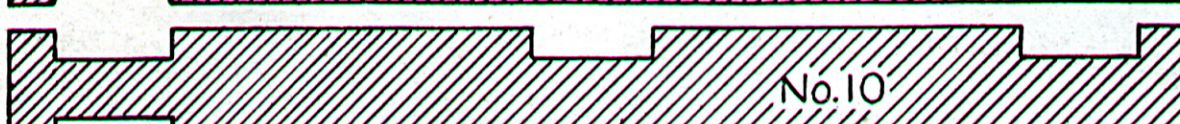
No. 6



No. 7




No. 8



No. 9

COUNTING THE END NOTCHES IN EACH CASE THERE ARE THIRTEEN DIAMETERS ($13 \times \frac{5}{8}$ ") IN LOGS NO. 9 TO NO. 12, INCLUSIVE




No. 10



No. 11



No. 12



No. 14

No. 15



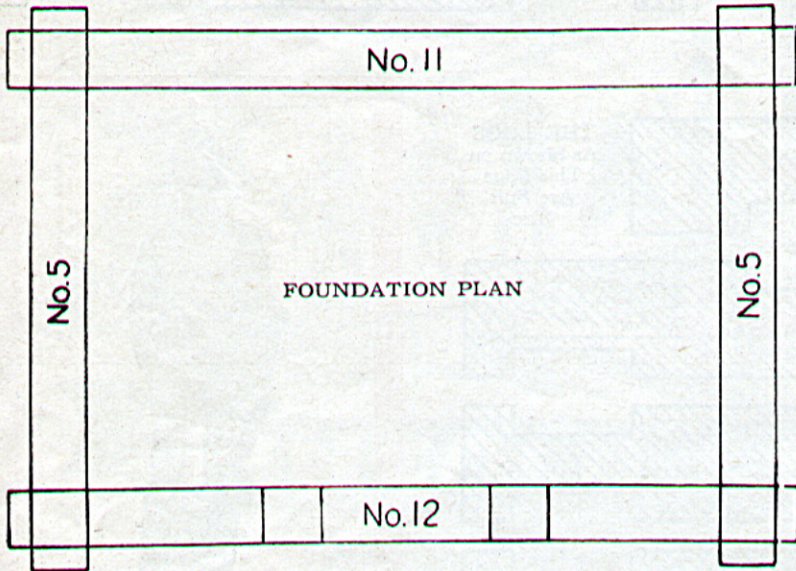
LINCOLN
"THE RAIL SPLITTER"
Courtesy of Chicago
Historical Society

On These Pages Are Shown a Few of the Things The Inventive Child


The building designs shown herein are simple and easy to understand, but they represent merely a few suggestions. The possible combinations are without end, as the logs are designed on a multiple unit system that is based on their diameter, which is $\frac{3}{8}$ of an inch.

How to Start Your Building


THE LINCOLN LOG FOUNDATION PLAN is shown below. First place logs Nos. 11 and 12 flat side down and connect with two No. 5 logs. Now lay one No. 9 log over No. 11 log. Lay one of the No. 1 logs in each of the middle notches on No. 12 log and connect to No. 5 logs by two No. 13 logs. Follow numbers as shown on plan No. 100 front and rear views and place roof on building. THE PIONEER CABIN is the first step in building with Lincoln Logs. Now try some more designs. The use of RUBBER BANDS to hold logs together at corners will insure stability. See Page 13.




Plan for Nos. 100, 103, 108, 110, 111, 200, 201, 207, 210, 212 and 231




No. 103. SCHOOL HOUSE




No. 100. REAR VIEW
Roof Removed to Show Construction Using
Two No. 9 Logs to Strengthen Gable



No. 100. PIONEER CABIN—FRONT VIEW
Showing Roof Construction with Two No. 9 Logs Parallel to Ridge Pole




No. 108. BARN




No. 107. CORN CRIB


Which Can Be Made with Lincoln Logs Single Set Will Make Many More



No. 110. STORE



No. 112. STOCK YARD



No. 111. CHICKEN HOUSE

SINGLE SET CONTAINS 53 LOGS

Logs	Quantity	Logs	Quantity
No. 1.....	27	No. 9.....	7
No. 2.....	2	No. 10.....	1
No. 3.....	2	No. 11.....	1
No. 4.....	2	No. 12.....	1
No. 5.....	8	No. 13.....	2

ROOF AND DESIGN BOOK

Owners of a SINGLE SET may make it into a DOUBLE SET by buying a 2-A SET FROM YOUR DEALER or from

J. L. WRIGHT INC.

1443 Merchandise Mart

Chicago, Ill.

Similarly a SINGLE SET may be made into a TRIPLE SET by buying a 2-A and a 3-A SET.

LINCOLN LOGS FENCE SET

4 $\frac{3}{4}$ FEET OF FENCING WITH GATE

FENCE SET CONTAINS 68 LOGS

Logs	Quantity
No. 1.....	54
No. 9.....	12
No. 13.....	2


PACKED SEPARATELY FOR USE WITH SINGLE, DOUBLE OR TRIPLE SETS

This Log Fence is typical of those made by Lincoln the "Rail Splitter," whose birthplace is reproduced on page 4.


The Lincoln Cabin Shown Below and All Others May Be Made with

Abraham Lincoln when but a boy helped his father build fences about their home which was made of logs hand cut and notched with an axe, and had only one door and one window. He was called the "rail splitter" because of his accuracy and speed in splitting


logs for fence rails. When he grew older he studied by candle light to become a lawyer and eventually was elected President of the United States. By following design No. 200 (shown on this page) you can make a copy of the log cabin near Hodgenville, Kentucky, in which he was born on February 12, 1809.




No. 200. LINCOLN'S CABIN
Showing Outside Chimney
Made of No. 1 and No. 13 Logs




No. 212. THE OLD HOMESTEAD
Roof and Chimney Removed Showing Interior Partitions



No. 201. QUARTERS CABIN
This Is Similar to the Lincoln Cabin Except It Has a Window
at the Rear and No Outside Chimney




NO. 200. REAR VIEW




REAR VIEW OF No. 201

On the previous pages, Designs 103 and 110, as well as 201, 207, 209, 210, 212 and 220, show only one No. 9 log used as the ridge pole; but all these gables will be improved by using at least two more No. 9 or No. 10 logs placed parallel to the ridge pole as shown in the rear view details of 100 and 200.



No. 211. BRIDGE



No. 207. UNCLE TOM'S CABIN
Rear View Same as No. 201 Except One Log Lower

Designs on These Pages as Well as Many Lincoln Logs Double Set


DOUBLE SET CONTAINS 110 LOGS

Logs	Quantity	Logs	Quantity	Logs	Quantity
No. 1.....	57	No. 5.....	18	No. 10.....	3
No. 2.....	2	No. 6.....	1	No. 11.....	1
No. 3.....	2	No. 7.....	1	No. 12.....	1
No. 4.....	2	No. 8.....	1	No. 13.....	14
		No. 9.....	7		

ROOF, CHIMNEY AND DESIGN BOOK

Owners of a DOUBLE SET may make it into a TRIPLE SET by buying a 3-A SET FROM YOUR DEALER or from

J. L. WRIGHT INC.
1443 Merchandise Mart
CHICAGO, ILL.




No. 231. THE MEETING HOUSE
Made from Double Set

In building the meeting house it should be noted that roof is placed inside the notches of the No. 5 logs to give it a steeper pitch.


No. 233. CLOTHES BRUSH HOLDER

Requires twelve No. 1, two No. 3, two No. 4, one No. 7, one No. 8, one No. 11, one No. 12, eight No. 13 logs.

For Suggestions on
Nailing See Page 11




No. 209. BARN
Roof Removed to Show Interior Stalls



No. 210. FOREST RANGER'S HOME
Rear View Same as No. 201 Except One Log Lower
Additional No. 9 logs should be used to strengthen gables in designs No. 209, 210 and 220, as shown in the rear view details of 100 and 200.


Lincoln Logs—Double Set—Popular with Pickaninny Dolls




No. 203. WELL HOUSE




No. 205. CHAIR



No. 220. SOUTHERN CABIN



No. 221. GRANDFATHER'S CHAIR



No. 214. DOG HOUSE



No. 204. TABLE

LIFE SIZE LINCOLN PLAYHOUSE

Your Children Are Safe At Home

A playhouse of their own would do much to keep your children at home. Why not give them a real **life size Lincoln Playhouse** for their own back yard, play-room, attic or basement?

They can build it easily themselves. It comes "knocked down" with a design book and complete instructions for setting up.

No nails are required to construct it.



The **Lincoln Playhouse** is made of pine with a strong **water-proof** roof. It is just as **EASY** to build as the **Lincoln Log Bird House** or **Lincoln Log Cabin**.

Size of Lincoln Playhouse: 6 ft. 6 in. long by 4 ft. 6 in. wide and 4 ft. 8 in. high.

Rustic Furniture may be made from the **same material**.

FOR FURTHER INFORMATION WRITE TO **J. L. WRIGHT INC.** 1443 MERCHANDISE MART, CHICAGO, ILLINOIS

Some of the Many Possibilities Contained in the

Triple Set of Lincoln Logs

Triple Set Contains 166 Logs

Logs	Quantity	Logs	Quantity
No. 1	91	No. 8	2
No. 2	4	No. 9	5
No. 3	4	No. 10	3
No. 4	4	No. 11	2
No. 5	22	No. 12	2
No. 6	2	No. 13	17
No. 7	2	No. 14	4
	No. 15		2


TWO ROOFS, CHIMNEY AND DESIGN BOOK

Owners of a TRIPLE SET may make it into a COMBINATION SET by buying a FENCE SET FROM YOUR DEALER or from


J. L. WRIGHT INC.

1443 MERCHANDISE MART
CHICAGO, ILL.


The No. 14 and No. 15 Logs in this and the larger sets permit many combinations between Logs of the length represented by Nos. 4, 5, etc., and Logs of the types of and numbered 9 and upwards. An excellent illustration of this principle is found in the Block House, figure 306.




No. 306. BLOCK HOUSE




No. 300. LIGHTHOUSE




No. 303. RAFT
Requires Eleven No. 1, Five No. 9,
and Two No. 10 Logs.




No. 304. THEATRE



No. 301. SEASIDE PAVILION
Illustrating "Open Work" Construction




No. 302. BOAT
Requires six No. 1, one No. 2,
three No. 9, four No. 10, two No. 11,
Two No. 12, and seventeen (or preferably eighteen) No. 13 logs.



No. 304. THEATRE, SIDE VIEW


HERE IS A WHOLE VILLAGE THAT C

THE NOVEL DESIGNS ON THIS PAGE SHOW HOW LINCOLN LOGS LEND THEMSELVES TO MO




THE RAILROAD STATION in the lower left-hand corner shows the use of No. 9 and No. 10 logs to form the roof—this roof construction is also used in several buildings in the rear.


THE ROOF of the LIBRARY in the front center illustrates the use of No. 1 logs to represent tiles. The number required is determined by the "diameter" length of the log. For example: Seven No. 1 logs between notches if No. 5 log is used for ridge pole, between notches, if No. 9 log is used for ridge pole.




No. 551. GASOLINE FILLING STATION, SHOWING OFFICE AND PUMPS



No. 562. TRAIN AND TRACK MADE ENTIRELY OF LINCOLN LOGS



No. 563. LINCOLN SEDAN




No. 571. COVERED RAILROAD BRIDGE

FOR INFORMATION RELATIVE TO LINCOLN LOG FARM ANIMALS—AD

CAN BE MADE WITH LINCOLN LOGS


ERN CONSTRUCTION AS WELL AS TO THE PRIMITIVE LOG BUILDINGS OF LINCOLN'S DAY



placed on end to re-
roof. (See Page 1.)
or eleven No. 1 logs

Notice the FLAT ROOF CON-
STRUCTION of the COVERED
RAILROAD BRIDGE.

THE ROOF of the SUMMER HOUSE in the lower right-hand cor-
ner illustrates "open work" binding; the roof is made of four No. 4, four
No. 3 and three No. 2 logs; the rest of the house is made of No. 1, No. 5
and No. 6 logs.




Notice the
absolutely
flat runway
made by using
No. 7, No. 8,
No. 11 and
No. 12 logs.

GE

RESS **J. L. WRIGHT INC.**—1443 MERCHANDISE MART, CHICAGO, ILLINOIS

NO. 574. CATTLE RUNWAY AND PENS, UNION STOCKYARDS, CHICAGO

The Designs from Lincoln Logs Combination Set Are Almost Unlimited



No. 400. TWO-STORY HOUSE
AND PORCH
One Extra Chimney Used

COMBINATION SET CONTAINS 234 LOGS

Logs	Quantity	Logs	Quantity	Logs	Quantity
No. 1	145	No. 6	2	No. 11	2
No. 2	4	No. 7	2	No. 12	2
No. 3	4	No. 8	2	No. 13	19
No. 4	4	No. 9	17	No. 14	4
No. 5	22	No. 10	3	No. 15	2

TWO ROOFS, CHIMNEY AND DESIGN BOOK


IF FLOORS ARE DESIRED, we suggest the use of cardboard cut to the proper size

A LUMBER YARD is maintained for supplying any desired numbers of loose logs in bulk


For Prices Address

J. L. WRIGHT INC.


1443 MERCHANDISE MART
CHICAGO, ILLINOIS




No. 400. REAR VIEW




No. 401. HOUSE WITH TILE ROOF




No. 402. TWO-STORY AND WING HOUSE



No. 331. SOAP DISH FOR CAMP
Requires Ten No. 1, Four No. 5, Two No. 7,
Two No. 8, Nine No. 13 Logs.



No. 402. REAR VIEW




No. 332. MATCH BOX HOLDER
Requires Two No. 1, Four No. 2,
Four No. 13 Logs.

Put on the
Porch Table

Besides the Varied Designs Shown on the Preceding Pages Innumerable Things Can Be Built With Lincoln Logs for Practical Use in the Home or in Connection with Other Toys. Following Are Just a Few Illustrations of What Else Can Be Done with Lincoln Logs—
 “The Toy of Endless Possibilities”

Mother Would
 Be Proud of
 This



No. 520. DESK STAND


Requires Four No. 1, Four No. 6, Two No. 8,
 Five No. 9, Four No. 10, Four No. 13 Logs.

**LINCOLN LOG
 BIRD HOUSE**

Sold “Knocked Down.” Easily bolted together. No nails required. If possible Bird Houses should be in place early so as to have time to “weather” before the birds arrive.

See Your Dealer or Address
J. L. WRIGHT INC.
 1443 MERCHANDISE MART
 CHICAGO, ILLINOIS

For
 Information
 About
 Wiring
 See Below



No. 521. TWO-COMPARTMENT ENVELOPE
 HOLDER

Requires Eight No. 6, Four No. 8,
 Thirteen No. 9 Logs.

WHERE NAILS ARE USED, place logs on solid surface and use No. 16 wire brads $\frac{5}{8}$ " long or “cigar box” nails. An awl, gimlet or drill impression to start each nail will assist greatly in driving the nails and prevent bending. Avoid driving one nail directly over nail in lower log. After nail has been well started, complete the drive with a punch or a large flat-headed nail, unless a small-headed hammer is used that will easily go into the notches.

THE BINDING WIRE USED in making the Boat No. 302, Raft No. 303, Waste Basket No. 530 and Flower Box No. 504, should be No. 21 or No. 23 Annealed. It may be secured from us for ten cents, postage prepaid, or from your hardware dealer.


GIFT SUGGESTION FOR GRANDMOTHER OR
 THE SUMMER HOME

The beautiful, rustic, porch flower basket shown below may be made entirely of Nos. 5 and 7 logs. We suggest lining it with two oblong pieces of dark cloth before filling with earth.



No. 530. WASTE BASKET FOR FATHER'S OFFICE


Requires Sixteen No. 1, Forty-six No. 9, Sixteen No. 10,
 Four No. 11, Two No. 12 Logs



No. 504. SQUARE BASKET WITH RUSTIC FLOOR

Extra Long Logs—The New Accessory Set of **LINCOLN LOGS**


For Use with SINGLE, DOUBLE, TRIPLE or COMBINATION SETS





No. 701. STOCK BARN AND YARD SHOWN ABOVE
Made with Long Logs and Single Set, showing the long beams, extending at the front and back for fastening ropes and pulleys for hoisting hay; also, Watering Trough in the yard.

Extra Long Log Set Contains	
Logs	Quantity
No. 1 with 1 Notch	14
No. 17 with 5 Notches	8
No. 25 with 7 Notches	6


No. 701. REAR VIEW BELOW
Roof removed to show Rafter and Gable construction. Side wings may be covered with cardboard or a flat piece of wood if desired so as to have roofs sloping to the rear.



No. 702. BOAT HOUSE
Made with Long Logs and Double Set




No. 702. REAR—
ROOF REMOVED TO
SHOW RAFTER AND
GABLE CONSTRUCTION




No. 703. OLD MILL
Made with Long Logs and Triple Set

Historic Buildings Reconstructed With Extra Long Logs, Triple and Combination Sets



No. 705. JOHN KINZIE HOME
First Building in Chicago—Made with Long Logs and Triple Set


Children are delighted to play with Lincoln Logs. The youngster who is alone or an entire group will be kept happy and busy for hours at a time.



No. 305. VALLEY FORGE

LINCOLN LOGS

Represent the First American Buildings, and for This Reason Are of Great Value, as Boys and Girls Are Sure to Read About Log Cabins in Connection with Their School Work.



No. 707. MISSOURI CABIN
FROM MODEL IN JEFFERSON MEMORIAL, ST. LOUIS

Built with open space between the rooms to shelter cattle and store wagons in bad weather. Two roofs and chimney should be used to complete this structure. Made with Long Logs and Combination Set.

Doll's Furniture Made With Lincoln Logs



MADE FROM LINCOLN LOGS FASTENED TOGETHER WITH RUBBER BANDS

TO MAKE THE BED—First place on a flat surface a No. 10 log forming one head post and a No. 6 log forming one foot post. Lay two No. 9 logs in the lower two notches and No. 1 logs in the upper notches—build on these with No. 13, No. 5, No. 6 and No. 9 logs. When the logs are in place, slip RUBBER BANDS around them as shown in the illustration.

Many Other Articles of Furniture Besides Those Shown Above Are Possible

LINCOLN LOGS

COMPLETE SET WITH WHEELS

Wheels in the earliest times were made from cross sections of logs. Such wheels are still in use among primitive people, especially where the trails, if any, are of the roughest description and the traveling is heavy.

Among the first things made with wheels were the wheel barrow, the hand truck and ox cart. Later on the ingenuity of man devised the wagon and still later the automobile and the airplane.

All of these can be made with Lincoln Logs by using the wheels and connectors shown below. If RUBBER BANDS are used for binding the logs together, many other types of pull toys may be made in addition to the ones shown herewith.

Some of the logs are drilled in the sides and some in the ends to receive the pegs for fastening the wheels.


COMPLETE SET WITH WHEELS CONTAINS 258 LOGS

Logs	Quantity	Logs	Quantity
No. 1	151	No. 11	2
No. 2	4	No. 12	2
No. 3	4	No. 13	19
No. 4	4	No. 13-C	2
No. 5	22	No. 14	4
No. 5-C	2	No. 15	2
No. 6	2	No. 17	8
No. 7	2	No. 25	6
No. 8	2		
No. 9	17		
No. 10	3		


FOUR WHEELS
FIVE PEGS

TWO ROOFS, CHIMNEY
AND DESIGN BOOK



WHERE NUMBERS APPEAR ON PEGS THEY INDICATE THE LOGS INTO WHICH THE PEG IS TO BE INSERTED.




THE WHEEL AND PEG




CONNECTORS—ACTUAL SIZE



No. 801. HAND TRUCK




No. 803. DOG CART




No. 804. PONY CART




No. 820. COUPE




No. 806. TRAILER




No. 805. OX CART
Floor Logs Suspended by Rubber Bands




No. 821. RACER



No. 811. TRUCK



No. 810. CANNON




No. 822. SEDAN

Owners of a SINGLE, DOUBLE, TRIPLE or COMBINATION SET may purchase an ACCESSORY WHEEL SET and make any of the wheel models except those requiring the drilled extra long logs which are only found in the COMPLETE SET WITH WHEELS.

Miscellaneous items giving an idea of the variety of designs which can be made of Lincoln Logs. Some of our best models have been built by children. Please send photographs or drawings of things you have constructed, to **J. L. WRIGHT INC.**, 1443 Merchandise Mart, Chicago, Illinois.


No. 554. GRAIN ELEVATOR SHOWING AGENT'S OFFICE, PIT, BINS AND LOADING TRACK




No. 550. COAL TIPPLE, WITH POWER HOUSE AND SCALE PLATFORM

For Information Relative to

	See Pages
SINGLE SET	2 and 3
DOUBLE SET	4, 5 and 6
TRIPLE SET	7
COMBINATION SET	10
COMPLETE SET WITH WHEELS	14
FENCE SET	3
EXTRA LONG LOGS	12
ACCESSORY SETS—2-A and 3-A	3 and 5
ACCESSORY WHEEL SET	14
BIRD HOUSE	11
FARM ANIMALS	8 and 9
LOG LUMBER YARD	10
LIFE SIZE PLAYHOUSE	6
LINCOLN BRICKS, STONES AND LUMBER	16
MINIATURE HISTORICAL LEAD FIGURES ..	16



No. 823. MOVING VAN



No. 825. GREYHOUND BUS

LINCOLN BRICKS—THE COMPANION TOY TO LINCOLN LOGS

The Lincoln Brick set consists of miniature building material—bricks, stones, window and door frames, roofs, etc.—322 pieces in all. Erected with mortar like real buildings.

LINCOLN MORTAR


Is used to cement these miniature bricks, foundation stones, doors, windows and roofs together. It is harmless, soluble in water and packed in collapsible tubes. When desired the built-up structures can be "torn down," the mortar can be easily washed or chipped off and operations resumed. With this outfit can be built Filling Stations, Garages, Bungalows, Silos, Fences, Walks, etc.

HOW TO HAVE MORE FUN WITH YOUR LINCOLN LOGS AND BRICKS

In addition to the fun of building you can obtain endless pleasure in using the parts in connection with your Electric Train, your Dolls, your Autos and Wagons. Many builders haul the logs, bricks, stones, window frames, etc., on their Freight Trains and then transfer them by Trucks to the building site. Think of the fun you can have even before you start to build. And then the big thrill of being able to make your own Railroad Station for your Train, or a Doll's Residence, or a Garage or Filling Station for your Automobiles.

(OVER)

AMERICA'S NATIONAL TOYS



LINCOLN LOGS

BRICKS AND STONES

AND

now

HISTORICAL FIGURES

ALSO MADE IN AMERICA

SETS OF FIGURES

- A—1812 Infantry with Indians
- B—Pioneers and Indians
- C—Cowboys and Indians
- D—Indians
- E—Cowboys
- F—Revolutionary Soldiers
- G—Pioneers and Animals
- H—Cowboys and Animals
- J—U. S. Doughboys
- K—Royal Canadian Mounties

ACTUAL SIZE FIGURES



In Set "F"



In Sets "A," "B," "C," and "D"



In Sets "B" and "G"



In Sets "C," "E" and "H"

THE NEW COWBOYS, INDIANS, FARM ANIMALS, ETC.

add new life to your Cabins and Forts all through the year. The beautifully colored and strongly made American Soldiers are true representations of our life and history. These FULL FORM hollow castings are entirely different from the ordinary commercial "lead soldiers."

LINCOLN LOG LUMBER


A novel type of Log Construction for reproducing Early American Forts, Stockades, Block-houses and Barracks. For ease in handling, the Logs are made in groups instead of being cut individually. The New Historical Figures are used to portray the Soldiers, Indians, and Animal Life of the Settlement.

LINCOLN STONES

For erecting towering Skyscrapers, Hotels, Public Buildings and all types of modernistic construction.

LINCOLN BRICKS AND MORTAR

are described in detail on page 15.



THE EVER POPULAR LINCOLN LOGS

Every child wants MORE LINCOLN LOGS—there's a fascination in playing "make-believe" with the Building Materials of our Forefathers. And now, with the new HISTORICAL FIGURES used with LINCOLN LOGS, you can get the real idea of Washington and his soldiers at Valley Forge and give life and realism to all your Log Construction.

For Further Information Ask Your Dealer or Write

J. L. WRIGHT, Inc.

1443 Merchandise Mart

Chicago, Illinois, U. S. A.

