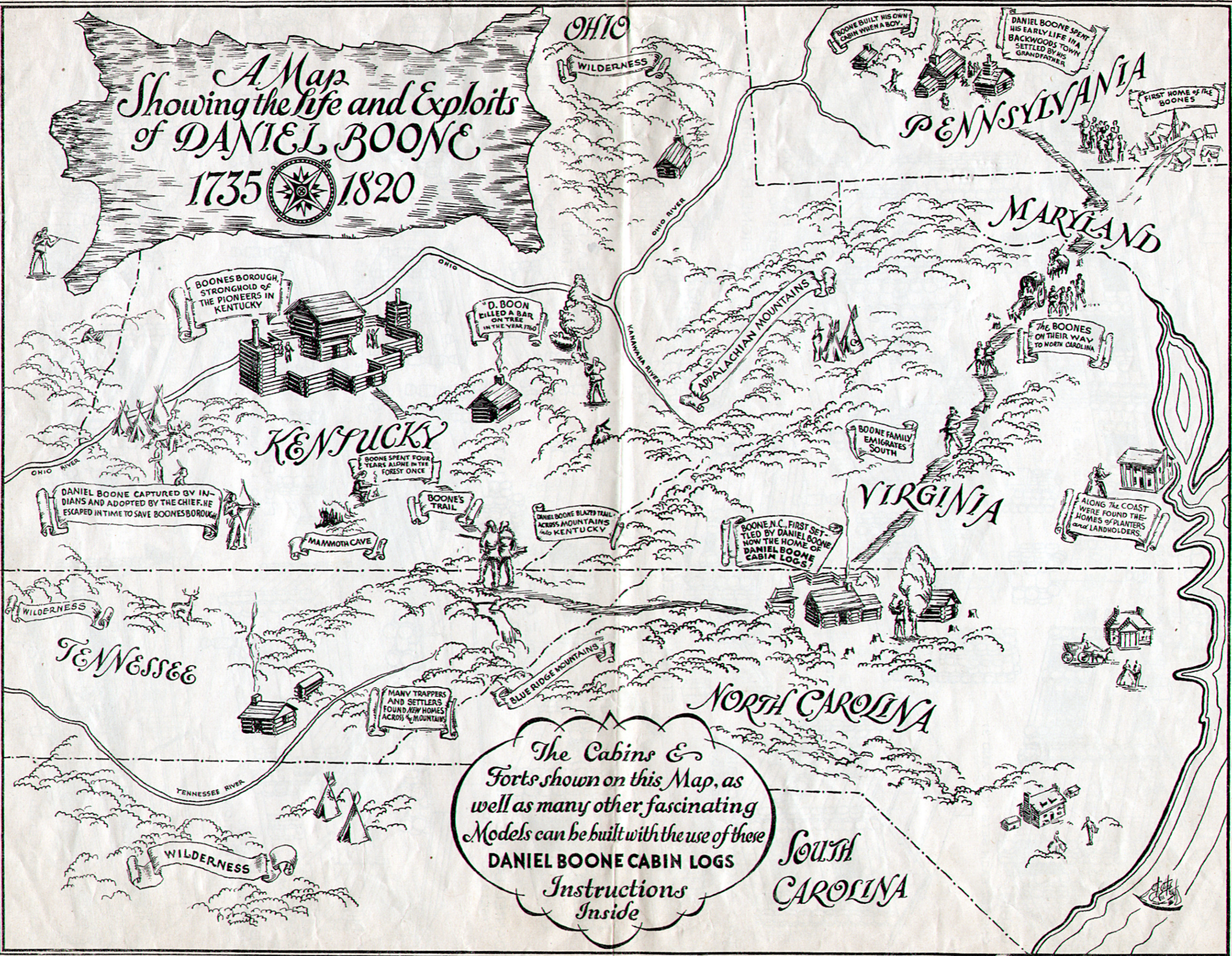


A Map Showing the Life and Exploits of DANIEL BOONE 1735 1820



The Cabins & Forts shown on this Map, as well as many other fascinating Models can be built with the use of these DANIEL BOONE CABIN LOGS Instructions Inside

SOUTH CAROLINA

BOONE BUILT HIS OWN CABIN WHEN A BOY.

DANIEL BOONE SPENT HIS EARLY LIFE IN A BACKWOODS TOWN SETTLED BY HIS GRANDFATHER.

FIRST HOME OF THE BOONES

MARYLAND

THE BOONES ON THEIR WAY TO NORTH CAROLINA

BOONE FAMILY EMIGRATES SOUTH

ALONG THE COAST WERE FOUND THE HOMES OF PLANTERS and LANDHOLDERS.

VIRGINIA

BOONE, N.C., FIRST SETTLED BY DANIEL BOONE NOW THE HOME OF DANIEL BOONE CABIN LOGS!

DANIEL BOONE BLAZES TRAIL ACROSS MOUNTAINS AND KENTUCKY

BOONE'S TRAIL

BOONE SPENT FOUR YEARS ALONE IN THE FOREST ONCE

MAMMOTH CAVE

DANIEL BOONE CAPTURED BY INDIANS AND ADOPTED BY THE CHIEF. HE ESCAPED IN TIME TO SAVE BOONESBOROUGH

KENTUCKY

BOONESBOROUGH STRONGHOLD OF THE PIONEERS IN KENTUCKY

OHIO

WILDERNESS

APPALACHIAN MOUNTAINS

NORTH CAROLINA

BLUE RIDGE MOUNTAINS

TENNESSEE

MANY TRAPPERS AND SETTLERS FOUND NEW HOMES ACROSS THE MOUNTAINS

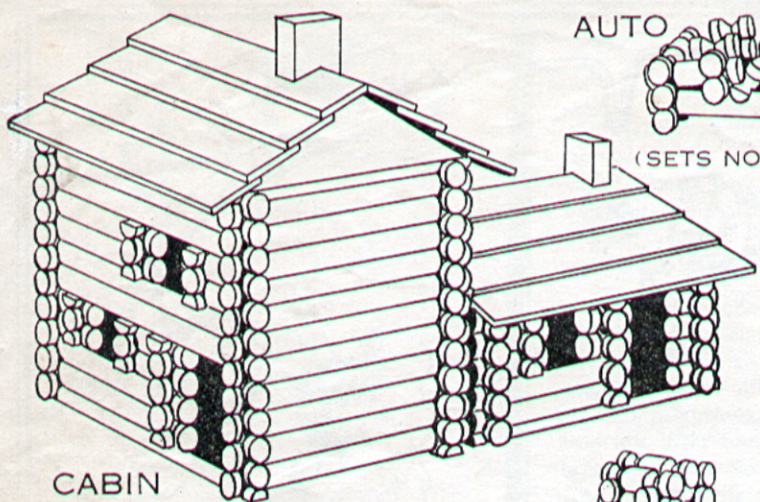
WILDERNESS

TENNESSEE RIVER

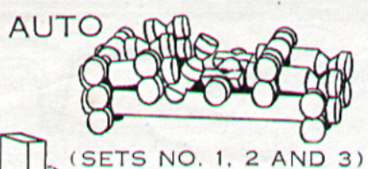
OHIO RIVER

OHIO RIVER

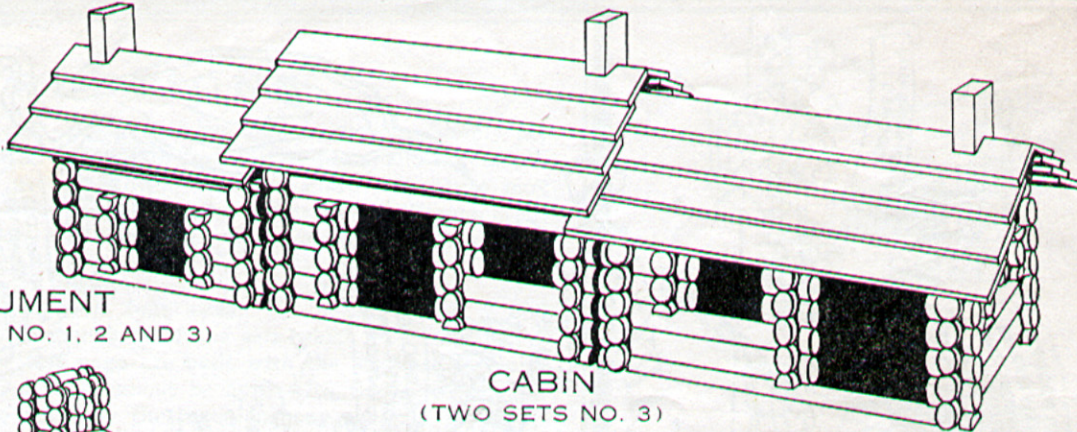
KANAWHA RIVER




CABIN
ONE SET EACH SETS NO. 2 AND 3)



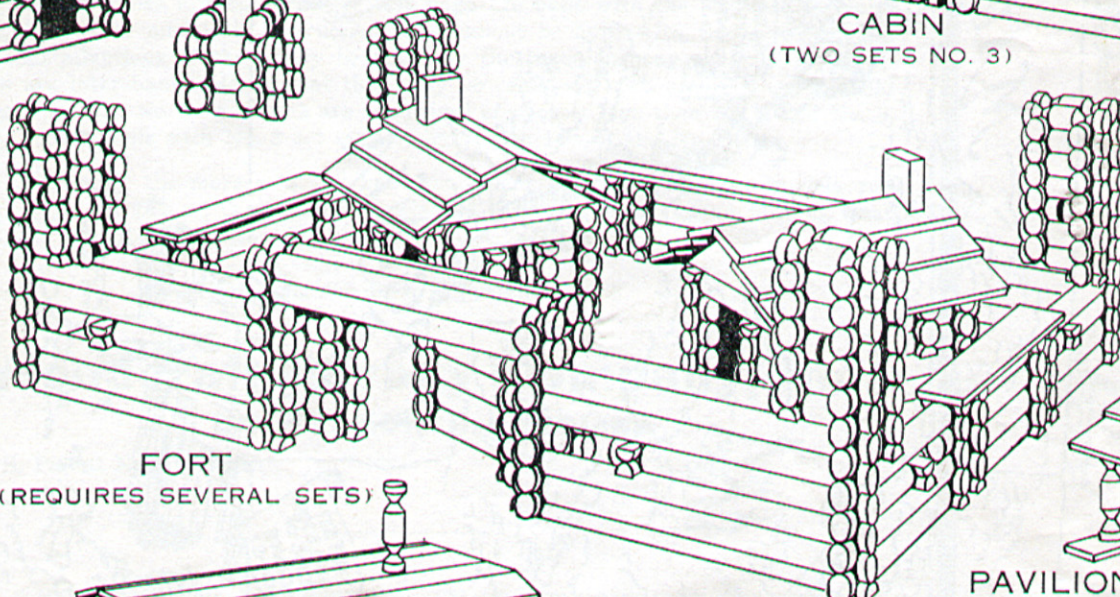
AUTO
(SETS NO. 1, 2 AND 3)



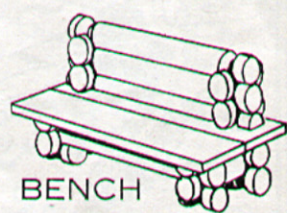
CABIN
(TWO SETS NO. 3)



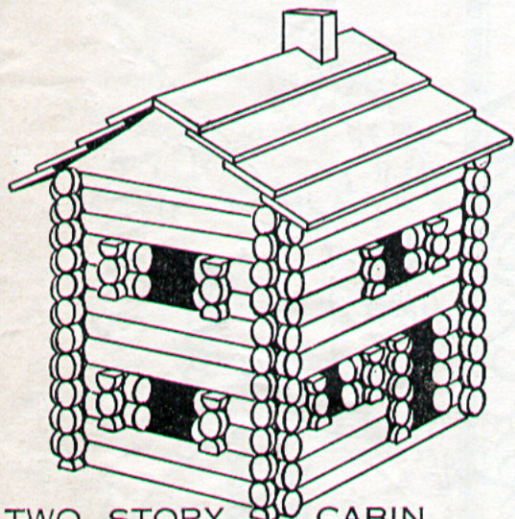
MONUMENT
(SETS NO. 1, 2 AND 3)




FORT
(REQUIRES SEVERAL SETS)



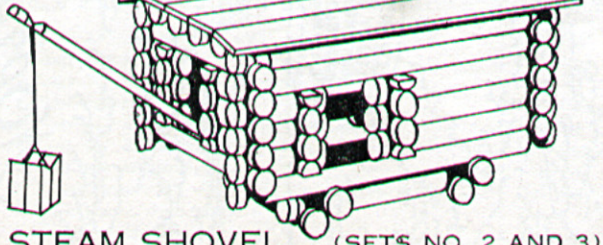
BENCH
(SETS NO. 1, 2 AND 3)




TWO-STORY CABIN
(SET NO. 3)



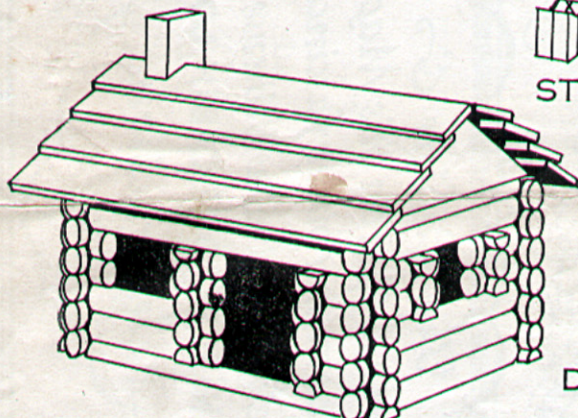
PAVILION
(SETS NO. 1, 2 AND 3)



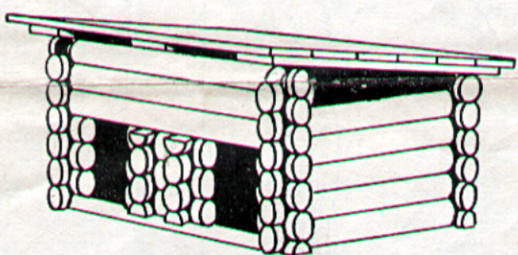
STEAM SHOVEL
(SETS NO. 2 AND 3)



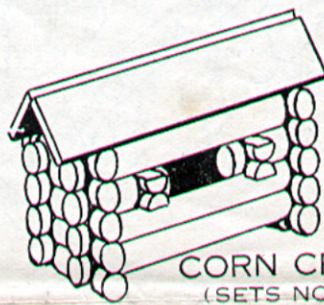
PIONEER CABIN
(SET NO. 3)



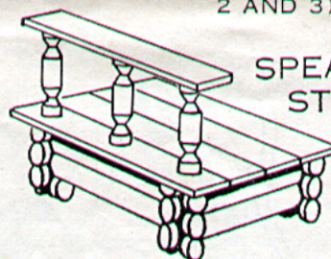
DANIEL BOONE CABIN
(SETS NO. 2 AND 3)



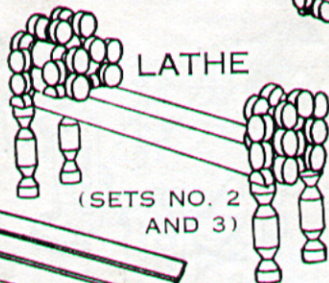
DOUBLE GARAGE
(SETS NO. 2 AND 3)



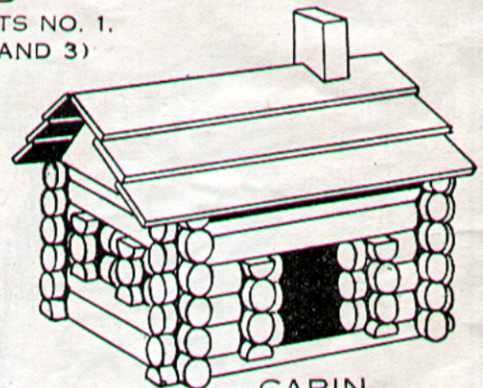
CORN CRIB
(SETS NO. 1, 2 AND 3)



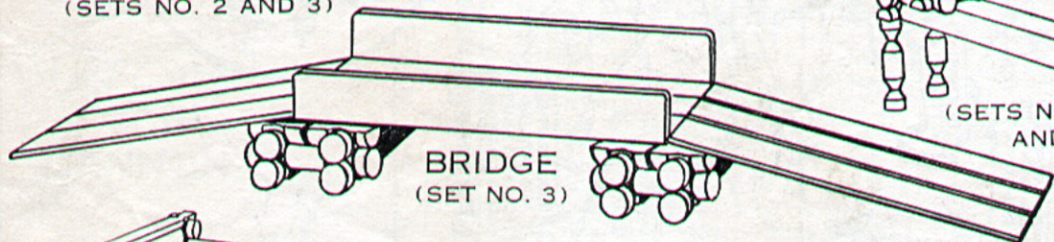
SPEAKERS STAND
(SETS NO. 1, 2 AND 3)




LATHE
(SETS NO. 2 AND 3)



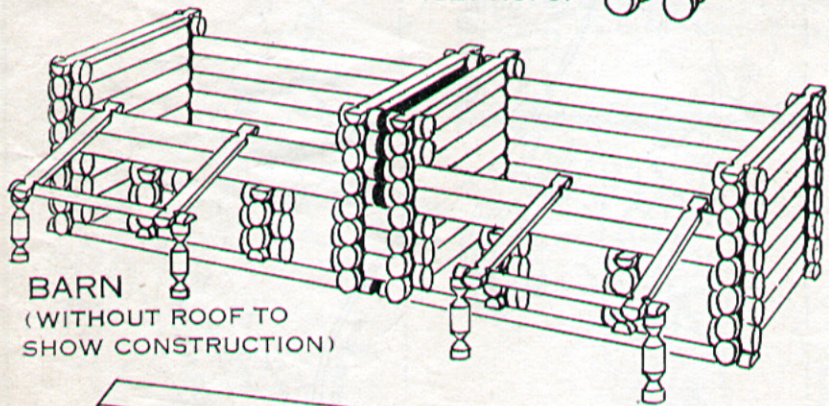
CABIN
(SETS NO. 1, 2 AND 3)



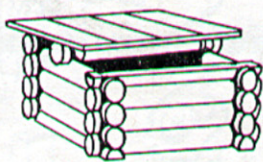
BRIDGE
(SET NO. 3)



SHELVES
(SETS NO. 1, 2 AND 3)



BARN
(WITHOUT ROOF TO SHOW CONSTRUCTION)



PIG-PEN
(SETS NO. 1, 2 AND 3)

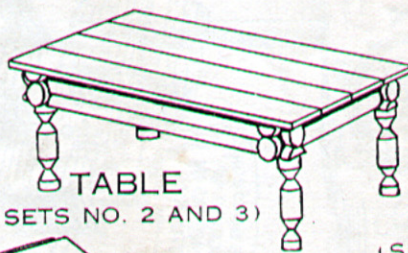

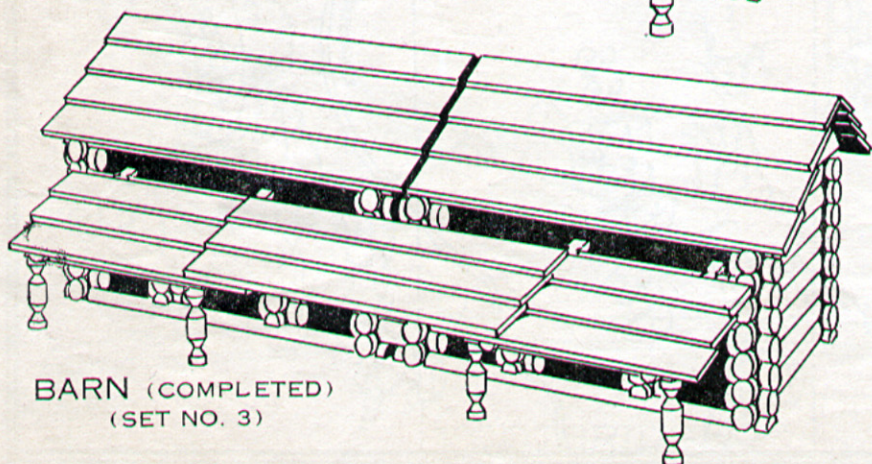


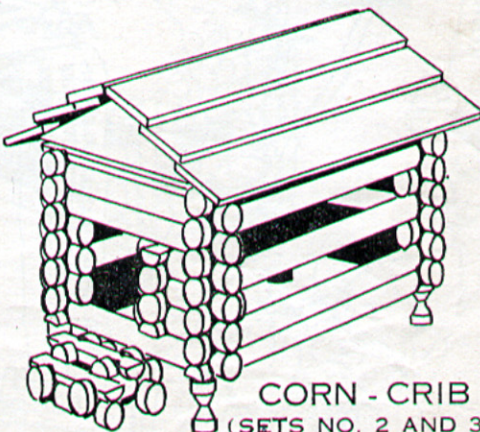
TABLE
(SETS NO. 2 AND 3)



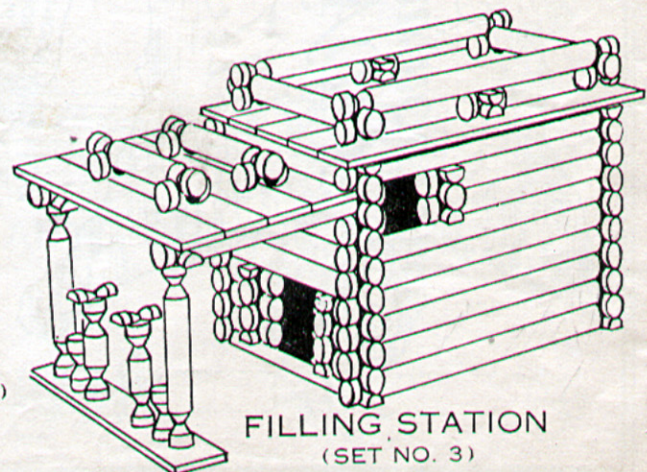
DAVENPORT
(SETS NO. 1, 2 AND 3)



BARN (COMPLETED)
(SET NO. 3)

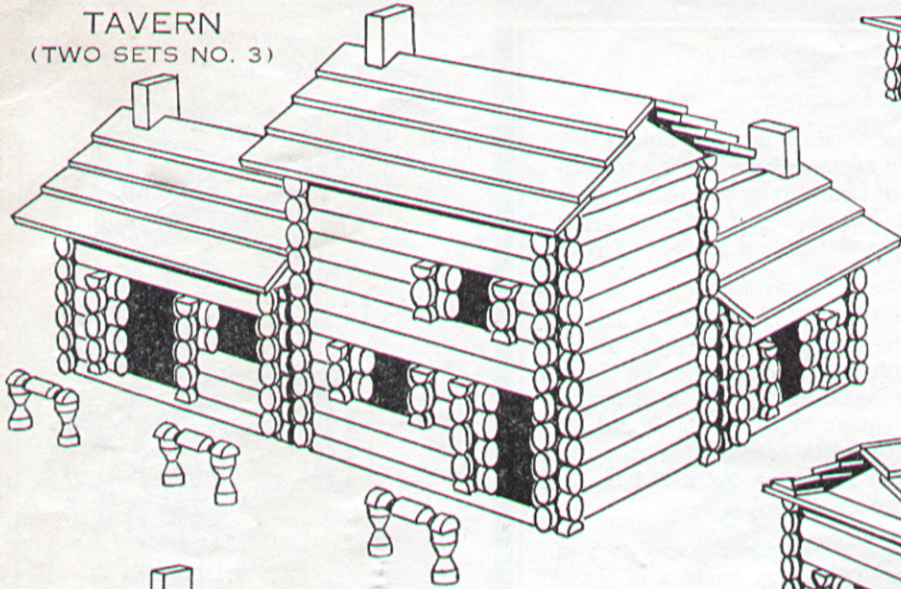


CORN-CRIB
(SETS NO. 2 AND 3)

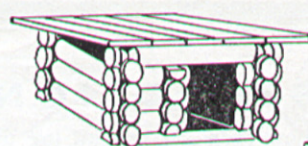


FILLING STATION
(SET NO. 3)

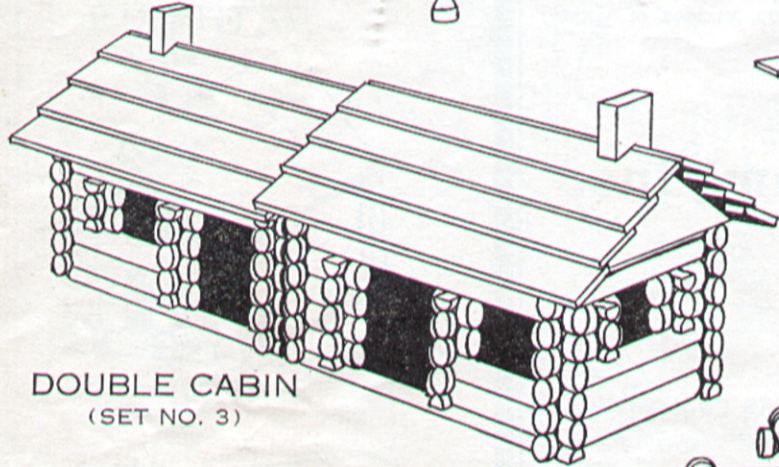
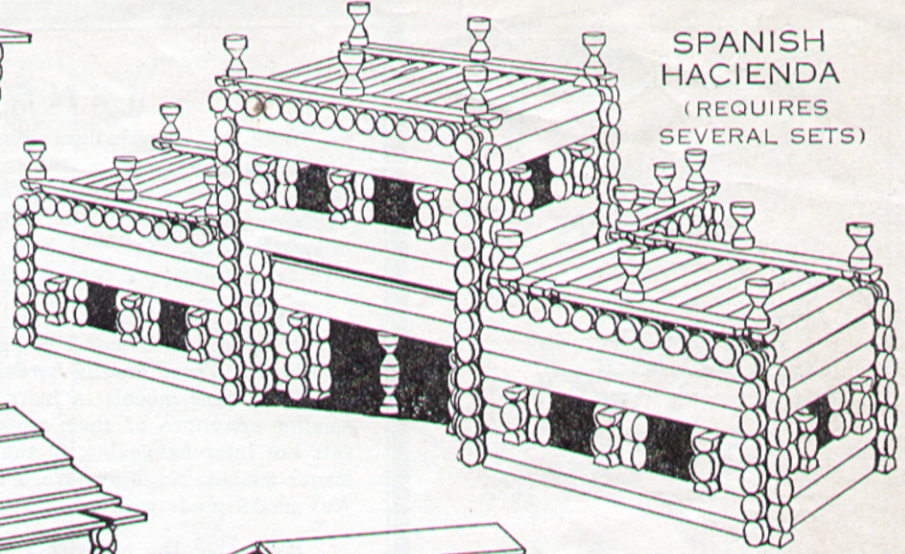
TAVERN
(TWO SETS NO. 3)



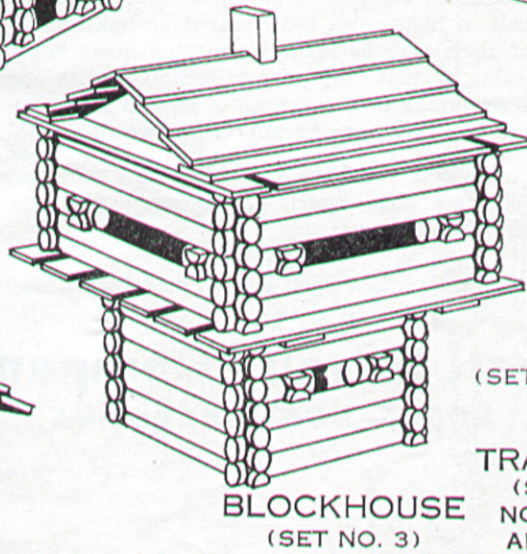
SHED
(SET NO. 1)



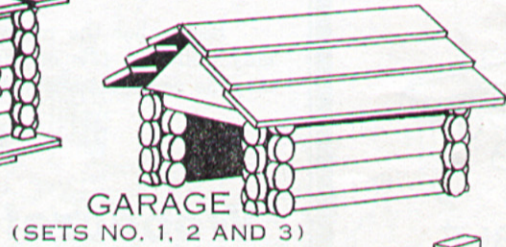
SPANISH HACIENDA
(REQUIRES SEVERAL SETS)



DOUBLE CABIN
(SET NO. 3)



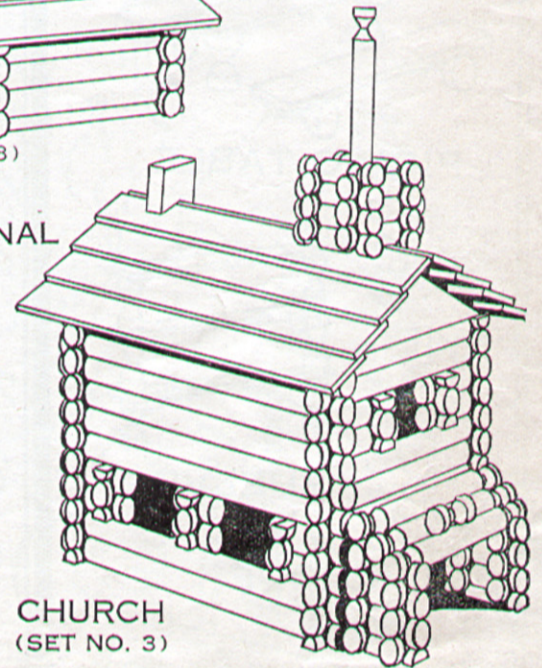
BLOCKHOUSE
(SET NO. 3)



GARAGE
(SETS NO. 1, 2 AND 3)

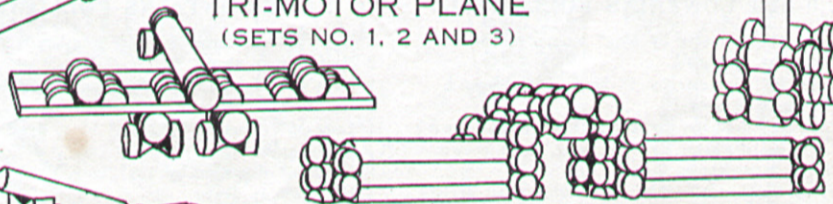


TRAFFIC SIGNAL
(SETS NO. 1, 2 AND 3)

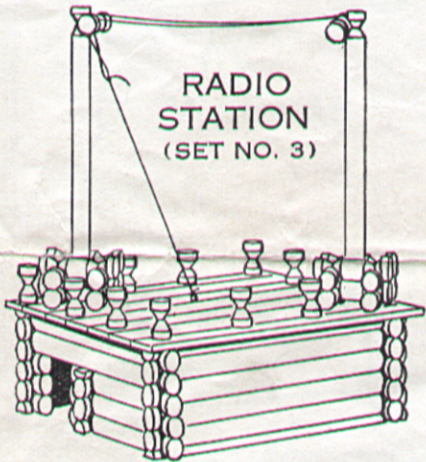


CHURCH
(SET NO. 3)

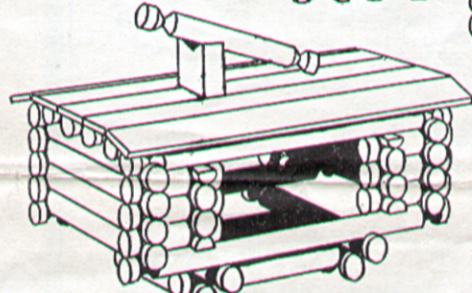
TRI-MOTOR PLANE
(SETS NO. 1, 2 AND 3)



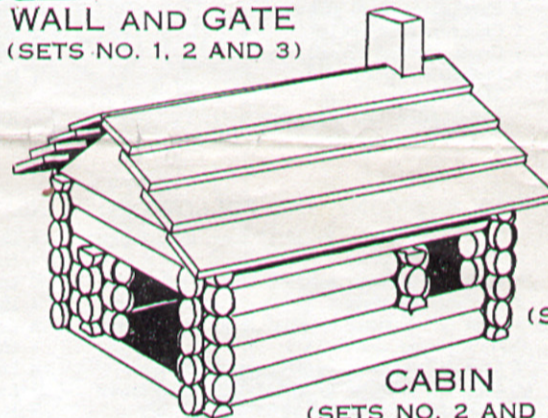
WALL AND GATE
(SETS NO. 1, 2 AND 3)



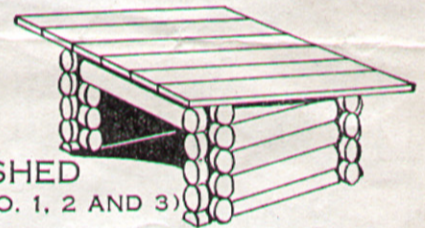
RADIO STATION
(SET NO. 3)



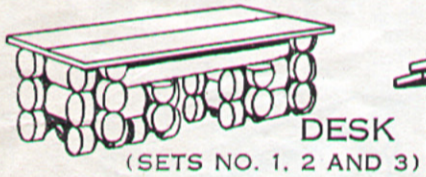
TROLLEY
(SETS NO. 2 AND 3)



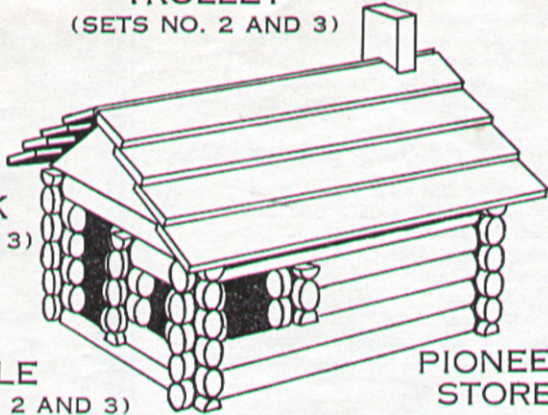
CABIN
(SETS NO. 2 AND 3)



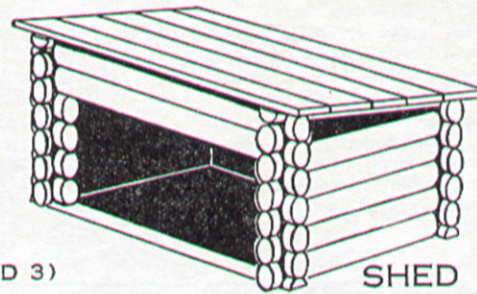
SHED
(SETS NO. 1, 2 AND 3)



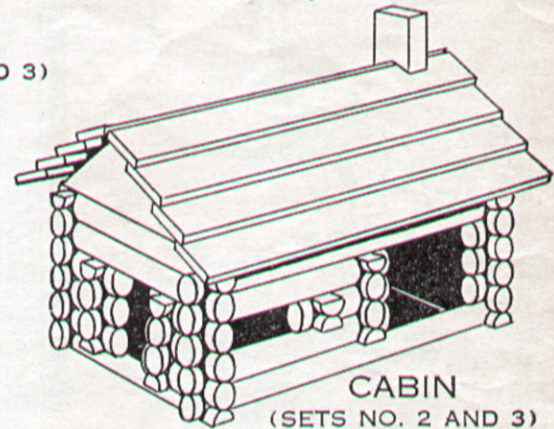
DESK
(SETS NO. 1, 2 AND 3)



PIONEER STORE
(SETS NO. 2 AND 3)



SHED
(SETS NO. 2 AND 3)



CABIN
(SETS NO. 2 AND 3)




TABLE
(SETS NO. 1, 2 AND 3)

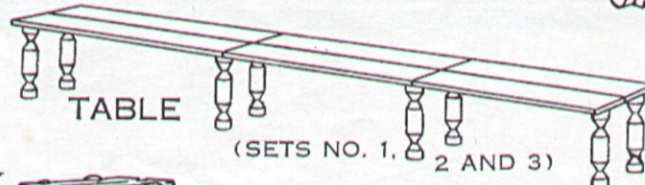

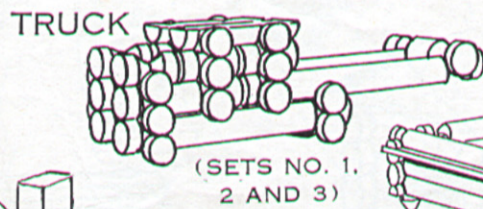


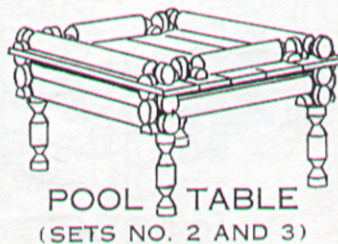
TABLE
(SETS NO. 1, 2 AND 3)



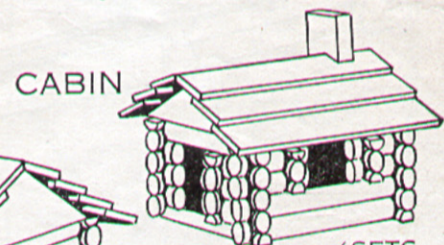
SWIMMING POOL
(SET NO. 3)



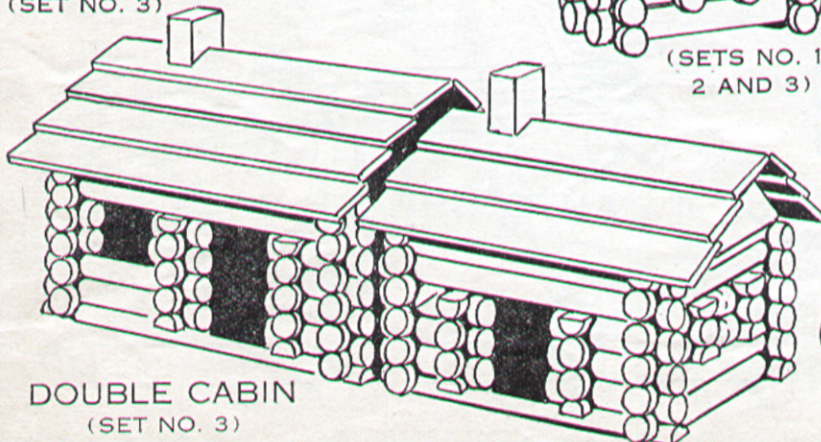
TRUCK
(SETS NO. 1, 2 AND 3)




POOL TABLE
(SETS NO. 2 AND 3)



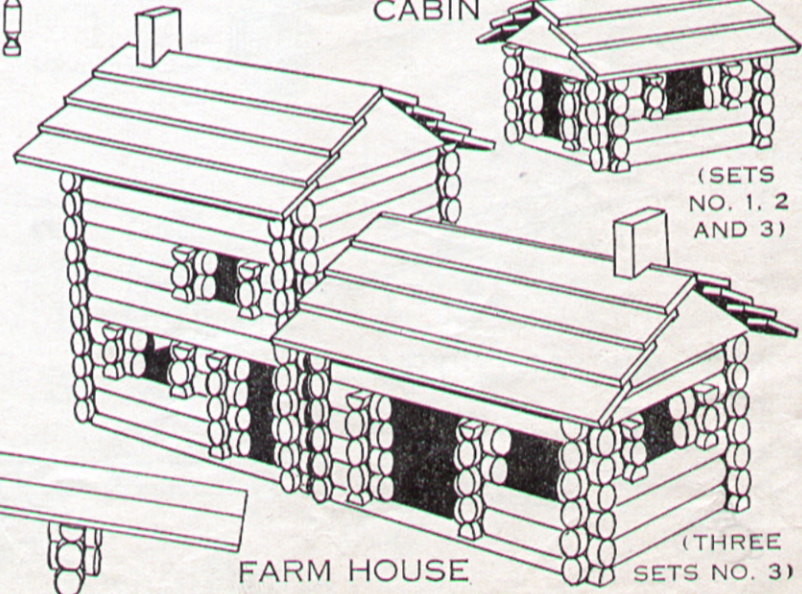
CABIN
(SETS NO. 1, 2 AND 3)



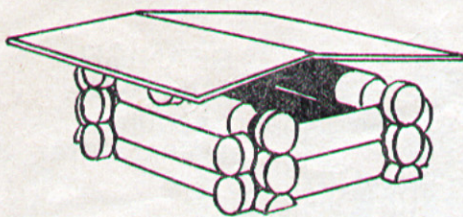
DOUBLE CABIN
(SET NO. 3)




TRUCK TRAILER
(SETS NO. 2 AND 3)



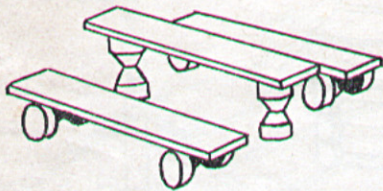
FARM HOUSE
(THREE SETS NO. 3)



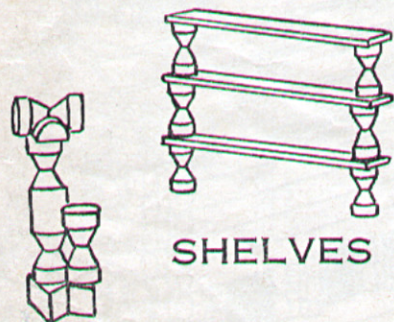
PIG-PEN



AUTO

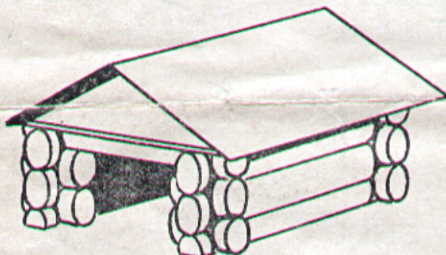


PICNIC TABLE

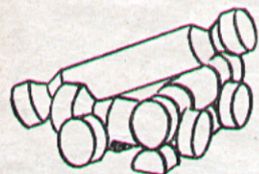


SHELVES

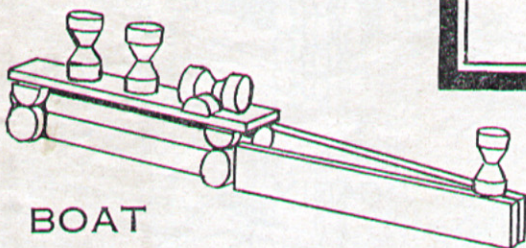
TELEPHONE




GARAGE



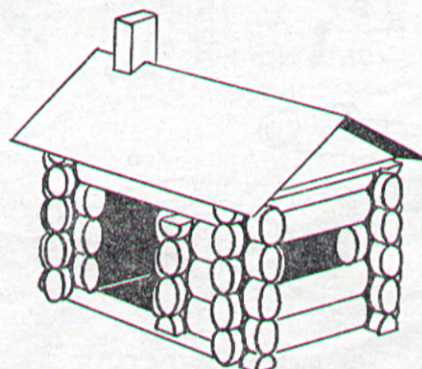
CANNON




BOAT




TRUCK AND TRAILER




CABIN



AUTO GREASE RACK



FOOTBRIDGE



RAILING

INSTRUCTIONS

Note that illustrations show each log or half-log used in model. Simply lay out the various pieces as shown. Since there are few special parts and no complicated pieces, few instructions are needed. The illustrations given are only a part of the models that may be built. Just enough to give examples of different types of construction. You will have more fun originating and building models of your own than in copying those in instruction book.

Daniel Boone Cabin Logs are made in four sizes: No. 0, No. 1, No. 2 and No. 3. Under each model appears the numbers of the sets which will build model as shown. Those around border of this page are built with the smallest or No. 0 set. The other models in instruction book cannot be built with this set, although smaller adaptations of them may be made by the ingenious boy or girl. While all sets are interchangeable, in that they may be combined with one another to build larger models, No. 0 and No. 1 are comprised of shorter logs than No. 2 and No. 3. Any model made with No. 3 set may be built with two of the No. 2 sets.

Remember the more sets you have the larger and more intricate models you may build. A few of these large models are shown to give you an idea of what may be accomplished with additional sets.

Instruction Book Copyrighted 1933

Woodcraft Novelty Company, Inc. BOONE, NORTH CAROLINA

U. S. Patent No. 1771783.

No. 0 SET CONTAINS FOLLOWING:

- 5 Logs 3/4" diameter by 6 3/16" long, dyed brown
- 2 Half-logs as above
- 7 Logs 3/4" diameter by 5" long, dyed brown
- 2 Half-logs as above
- 3 Logs 3/4" diameter by 2 13/16" long, dyed brown
- 7 Logs 3/4" diameter by 1 3/8" long, dyed brown
- 4 Half-logs as above
- 3 Pieces lumber 1" wide, 6 3/16" long, dyed green
- 2 Eave pieces, dyed green
- 1 Chimney, dyed red
- 1 Green cardboard roof, 6 1/2" x 7"
- 1 Instruction book
- Total 38 pieces
- Builds cabin 6 3/16" long, 5" wide, 5 1/2" high, including chimney.

No. 2 SET CONTAINS FOLLOWING:

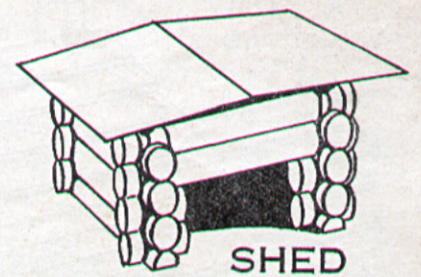
- 8 Logs 3/4" diameter by 10 1/2" long, dyed brown
- 2 Half-logs as above
- 10 Logs 3/4" diameter by 7 1/2" long, dyed brown
- 2 Half-logs as above
- 9 Logs 3/4" diameter by 6 3/16" long, dyed brown
- 2 Half-logs as above
- 2 Logs 3/4" diameter by 5" long, dyed brown
- 14 Logs 3/4" diameter by 2 13/16" long, dyed brown
- 2 Half-logs as above
- 14 Logs 3/4" diameter by 1 3/8" long, dyed brown
- 12 Half-logs as above
- 6 Pieces lumber 8 1/2" x 1 1/2", dyed green
- 9 Pieces lumber 11 1/2" x 1 1/2", dyed green
- 2 Medium size eaves, dyed green
- 2 Large size eaves, dyed green
- 2 Chimneys, dyed red
- 1 Instruction book
- Total 99 pieces
- Builds cabin approximately 10 1/2" long by 7 1/2" wide by 8 1/2" high, including chimney.

No. 1 SET CONTAINS FOLLOWING:

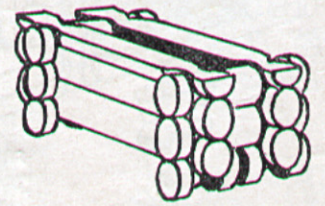
- 8 Logs 3/4" diameter by 7 1/2" long, dyed brown
- 2 Half-logs as above
- 9 Logs 3/4" diameter by 6 3/16" long, dyed brown
- 2 Half-logs as above
- 11 Logs 3/4" diameter by 2 13/16" long, dyed brown
- 2 Half-logs as above
- 9 Logs 3/4" diameter by 1 3/8" long, dyed brown
- 8 Half-logs as above
- 6 Pieces lumber 8 1/2" x 1 1/2", dyed green
- 2 Medium size eaves, dyed green
- 1 Chimney, dyed red
- 1 Instruction book
- Total 61 pieces
- Builds cabin approximately 7 1/2" long by 6 3/16" wide by 7 1/2" high, including chimney.

No. 3 SET CONTAINS FOLLOWING:

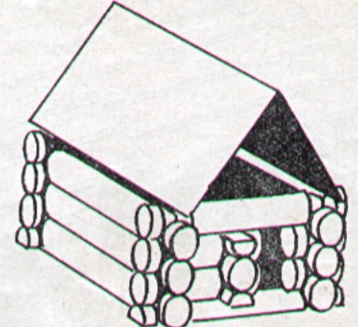
- 16 Logs 3/4" diameter by 10 1/2" long, dyed brown
- 4 Half-logs as above
- 20 Logs 3/4" diameter by 7 1/2" long
- 4 Half-logs as above
- 18 Logs 3/4" diameter by 6 3/16" long, dyed brown
- 4 Half-logs as above
- 4 Logs 3/4" diameter by 5" long, dyed brown
- 28 Logs 3/4" diameter by 2 13/16" long, dyed brown
- 4 Half-logs as above
- 28 Logs 3/4" diameter by 1 3/8" long, dyed brown
- 4 Half-logs as above
- 12 Pieces lumber 8 1/2" x 1 1/2", dyed green
- 18 Pieces lumber 11 1/2" x 1 1/2", dyed green
- 4 Medium size eaves, dyed green
- 4 Large size eaves, dyed green
- 4 Chimneys, dyed red
- 1 Instruction book
- Total 197 pieces
- Builds cabin approximately 19" long by 8 1/2" wide by 7 1/2" high, including chimney.



SHED




BATH TUB



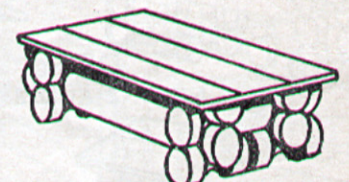
BARN



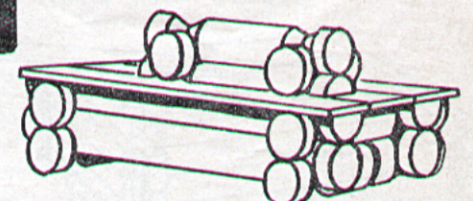
SEESAW



LOCOMOTIVE



TABLE



DOUBLE BENCH