

1935

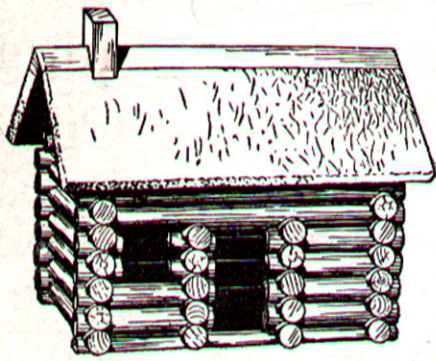
"1934 LINCOLN LOGS
DESIGN BOOK"

"Metal Figures"

For 5/8-in. Logs

9 ½ in. wide by 11 in. tall


16 Numbered Pages



LINCOLN LOGS DESIGN BOOK

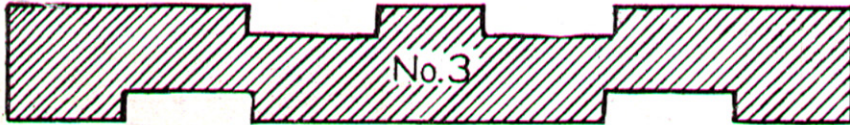


No. 1 is the
Unit Log—
the Notch
Measuring
One
Diameter— $\frac{5}{8}$ "



THIS LOG MEASURES FIVE DIAMETERS

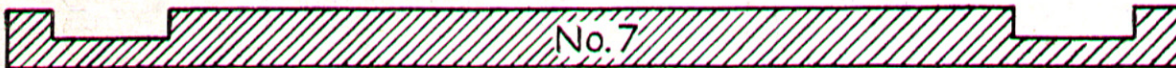
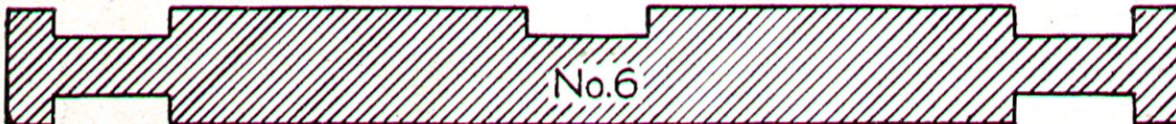
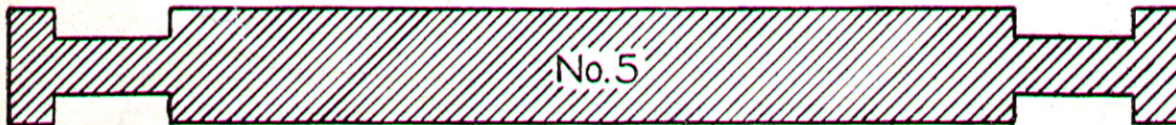
Design Book Copyright—1934
Name Registered
Patented
J. L. WRIGHT INC.



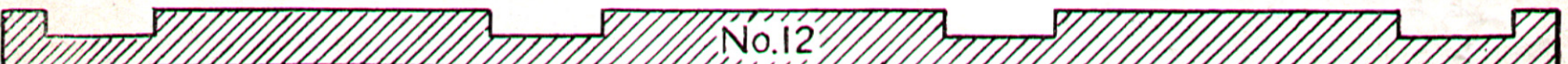
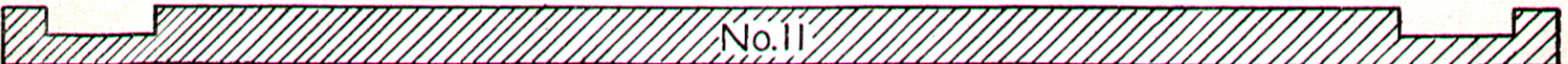
THE LOGS
As Shown on
This Page
Are Full
Size



LOGS NO. 4 TO NO. 8 INCLUSIVE ARE NINE DIAMETERS LONG



COUNTING THE END NOTCHES IN EACH CASE THERE ARE THIRTEEN DIAMETERS (13 TIMES $\frac{5}{8}$ ") IN LOGS NO. 9 TO NO. 12, INCLUSIVE



LINCOLN
"THE RAIL SPLITTER"
Courtesy of Chicago
Historical Society

EXTRA LONG LOGS, NUMBERS 17 AND 25, ARE DESCRIBED AND ILLUSTRATED ON PAGES 10 AND 11.

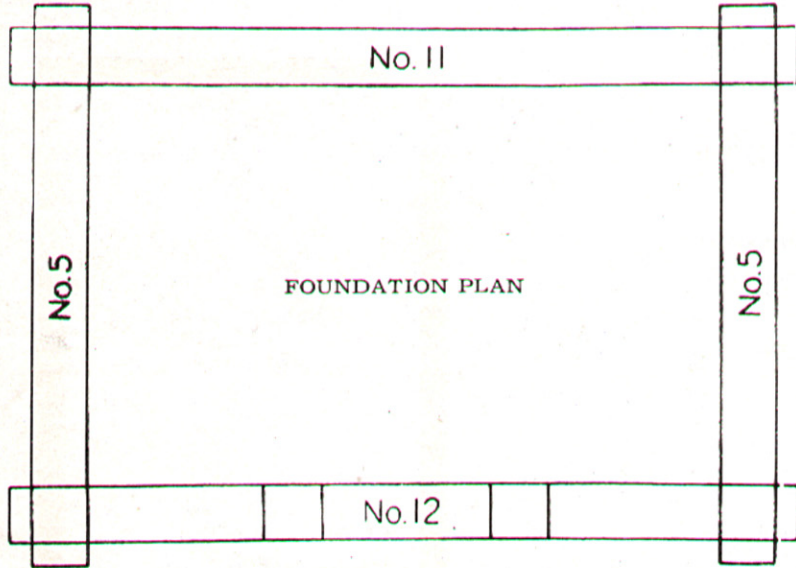
On These Pages Are Shown a Few of the Things

The Inventive Child


The building designs shown herein are simple and easy to understand, but they represent merely a few suggestions. The possible combinations are without end, as the logs are designed on a multiple unit system that is based on their diameter, which is $\frac{3}{8}$ of an inch.

How to Start Your Building


THE LINCOLN LOG FOUNDATION PLAN is shown below. First place logs Nos. 11 and 12 flat side down and connect with two No. 5 logs. Now lay one No. 9 log over No. 11 log. Lay one of the No. 1 logs in each of the middle notches on No. 12 log and connect to No. 5 logs by two No. 13 logs. Follow numbers as shown on plan No. 100 front and rear views and place roof on building. THE PIONEER CABIN is the first step in building with Lincoln Logs. Now try some more designs. The use of RUBBER BANDS to hold logs together at corners will insure stability. See Page 13.




Plan for Nos. 100, 103, 108, 110, 111, 200, 201, 207, 210, 212 and 231




No. 103. SCHOOL HOUSE




No. 100. REAR VIEW
Roof Removed to Show Construction Using
Two No. 9 Logs to Strengthen Gable



No. 100. PIONEER CABIN—FRONT VIEW
Showing Roof Construction with Two No. 9 Logs Parallel to Ridge Pole




No. 108. BARN




No. 107. CORN CRIB


Which Can Be Made with Lincoln Logs Single Set Will Make Many More



No. 110. STORE



No. 112.
STOCK YARD



No. 111. CHICKEN HOUSE

SINGLE SET CONTAINS 53 LOGS

Logs	Quantity	Logs	Quantity
No. 1	27	No. 9	7
No. 2	2	No. 10	1
No. 3	2	No. 11	1
No. 4	2	No. 12	1
No. 5	8	No. 13	2


ROOF AND DESIGN BOOK

You can get additional pleasure from your Lincoln Logs if you have some of the unbreakable metal Figures described on the back cover of this Design Book.

J. L. WRIGHT INC.

1443 Merchandise Mart

Chicago, Ill.



TYPICAL LINCOLN LOG FENCE


MADE OF NO. 1, 9 AND 13 LOGS

This Log Fence is typical of those made by Lincoln the "Rail Splitter," whose birthplace is reproduced on page 4.


The Lincoln Cabin Shown Below and All Others May Be Made with

Abraham Lincoln when but a boy helped his father build fences about their home which was made of logs hand cut and notched with an axe, and had only one door and one window. He was called the "rail splitter" because of his accuracy and speed in splitting


logs for fence rails. When he grew older he studied by candle light to become a lawyer and eventually was elected President of the United States. By following design No. 200 (shown on this page) you can make a copy of the log cabin near Hodgenville, Kentucky, in which he was born on February 12, 1809.




No. 200. LINCOLN'S CABIN
Showing Outside Chimney
Made of No. 1 and No. 13 Logs



No. 212. THE OLD HOMESTEAD
Roof and Chimney Removed Showing Interior Partitions



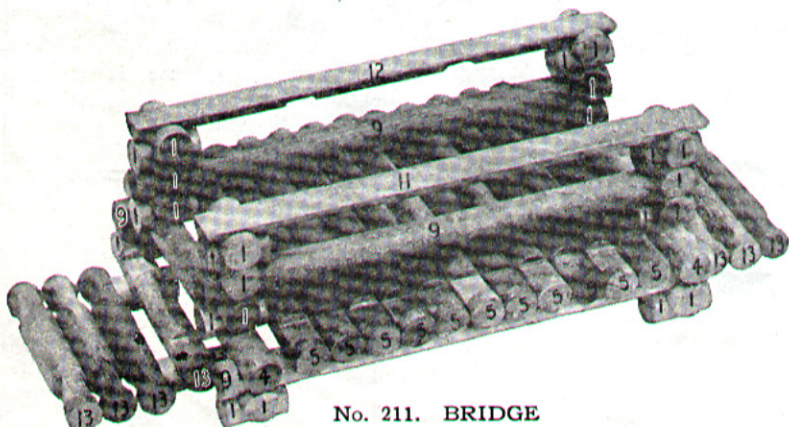
No. 201. QUARTERS CABIN
This Is Similar to the Lincoln Cabin Except It Has a Window
at the Rear and No Outside Chimney




NO. 200. REAR VIEW

REAR VIEW OF No. 201

On the previous pages, Designs 103 and 110, as well as 201, 207, 209, 210, 212 and 220, show only one No. 9 log used as the ridge pole; but all these gables will be improved by using at least two more No. 9 or No. 10 logs placed parallel to the ridge pole as shown in the rear view details of 100 and 200.



No. 211. BRIDGE



No. 207. UNCLE TOM'S CABIN
Rear View Same as No. 201 Except One Log Lower

Designs on These Pages as Well as Many Lincoln Logs Double Set

DOUBLE SET CONTAINS 110 LOGS


Logs	Quantity	Logs	Quantity	Logs	Quantity
No. 1.....	57	No. 5.....	18	No. 10.....	3
No. 2.....	2	No. 6.....	1	No. 11.....	1
No. 3.....	2	No. 7.....	1	No. 12.....	1
No. 4.....	2	No. 8.....	1	No. 13.....	14
		No. 9.....	7		

ROOF, CHIMNEY AND DESIGN BOOK

The "Lincoln Log" unbreakable metal Figures, described on Page 16, are just the right size to go with your Logs.

J. L. WRIGHT INC.

1443 Merchandise Mart
CHICAGO, ILL.



No. 231. THE MEETING HOUSE



Made from Double Set

In building the meeting house it should be noted that roof is placed inside the notches of the No. 5 logs to give it a steeper pitch.

No. 233. CLOTHES BRUSH HOLDER


Requires twelve No. 1, two No. 3, two No. 4, one No. 7, one No. 8, one No. 11, one No. 12, eight No. 13 logs.

For Suggestions on
Nailing See Page 14



No. 209. BARN

Roof Removed to Show Interior Stalls



No. 210. FOREST RANGER'S HOME

Rear View Same as No. 201 Except One Log Lower

Additional No. 9 logs should be used to strengthen gables in designs No. 209, 210 and 220, as shown in the rear view details of 100 and 200.


Lincoln Logs—Double Set—Popular with Pickaninny Dolls




No. 203. WELL HOUSE




No. 205. CHAIR



No. 220. SOUTHERN CABIN



No. 221. GRANDFATHER'S CHAIR



No. 214. DOG HOUSE



No. 204. TABLE

NEW HISTORICAL FIGURES ADD LIFE AND ACTION TO LINCOLN LOGS



COWBOYS—INDIANS—PIONEERS—FARM ANIMALS—PRACTICALLY UNBREAKABLE—ENAMELED IN BRIGHT, DURABLE COLORS


ARE NOW PACKED IN THE FOLLOWING SETS WITH LINCOLN LOGS

SET 1F CONTAINS LINCOLN LOGS (*Single Set*) AND 14 METAL FIGURES

SET 2F CONTAINS LINCOLN LOGS (*Double Set*) AND 14 METAL FIGURES

See page 16 of this booklet for list and illustrations of other sets of these beautiful metal figures. They stimulate the imagination and add play hours of intense enjoyment.

LINCOLN LOG LUMBER (FORT-SETS)



LINCOLN LOG LUMBER consists of several logs made in one piece instead of each log being cut separately. These groups of logs may be assembled into a variety of forms, such as Stockades, Blockhouses, Settler's Cabins and Barracks.

LINCOLN LOG LUMBER is available in the following popularly priced sets

EARLY AMERICAN FORT SET—Contains Stockade, Barracks, Blockhouse, Flagpole, Flag, Powder House, Settler's Cabin, Soldiers and Indians. (Illustrated at left.)

FORT DEARBORN CONSTRUCTION SET—Contains Stockade, Barracks, Blockhouse, Flagpole and Flag.

THE SETTLER'S CABIN—May be purchased separately or in combination with an assortment of 5 Historical Figures.

Lincoln Log Lumber and Historical Figures Make Ideal Companion Toys for the Regular Sets of Ever-Popular Lincoln Logs



SETTLER'S CABIN

For further information regarding Lincoln Log Lumber or Historical Figures See your dealer or write to J. L. WRIGHT, Inc., 1443 Merchandise Mart, Chicago, Illinois

Some of the Many Possibilities Contained in the

Triple Set of Lincoln Logs

Triple Set Contains 166 Logs

Logs	Quantity	Logs	Quantity
No. 1	91	No. 8	2
No. 2	4	No. 9	4
No. 3	4	No. 10	4
No. 4	4	No. 11	2
No. 5	22	No. 12	2
No. 6	2	No. 13	17
No. 7	2	No. 14	4
	No. 15		2


TWO ROOFS, CHIMNEY AND DESIGN BOOK

The "Lincoln Log" unbreakable metal Figures, described on Page 16, are historically correct and beautifully enameled in bright, durable colors.

J. L. WRIGHT INC.

1443 MERCHANDISE MART
CHICAGO, ILL.


The No. 14 and No. 15 Logs in this and the larger sets permit many combinations between Logs of the length represented by Nos. 4, 5, etc., and Logs of the types of and numbered 9 and upwards. An excellent illustration of this principle is found in the Block House, figure 306.




No. 306. BLOCK HOUSE




No. 300. LIGHTHOUSE




No. 303. RAFT
Requires Eleven No. 1, Five No. 9,
and Two No. 10 Logs.




No. 304. THEATRE



No. 301. SEASIDE PAVILION
Illustrating "Open Work" Construction




No. 302. BOAT
Requires six No. 1, one No. 2,
three No. 9, four No. 10, two No.
11, Two No. 12, and seventeen (or
preferably eighteen) No. 13 logs.



No. 304. THEATRE, SIDE VIEW


HERE IS A WHOLE VILLAGE THAT C

THE NOVEL DESIGNS ON THIS PAGE SHOW HOW LINCOLN LOGS LEND THEMSELVES TO MOD




THE RAILROAD STATION in the lower left-hand corner shows the use of No. 9 and No. 10 logs to form the roof—this roof construction is also used in several buildings in the rear.


THE ROOF of the LIBRARY in the front center illustrates the use of No. 1 logs placed in rows to represent tiles. The number required is determined by the "diameter" length of the logs. For example: Seven No. 1 logs between notches if No. 5 log is used for ridge pole, or five No. 1 logs between notches, if No. 9 log is used for ridge pole.




No. 551. GASOLINE FILLING STATION, SHOWING OFFICE AND PUMPS



No. 562. TRAIN AND TRACK MADE ENTIRELY OF LINCOLN LOGS



No. 563. LINCOLN SEDAN




No. 571. COVERED RAILROAD BRIDGE

FOR INFORMATION RELATIVE TO OUR INDESTRUCTIBLE METAL FIGURES—A

CAN BE MADE WITH LINCOLN LOGS


MODERN CONSTRUCTION AS WELL AS TO THE PRIMITIVE LOG BUILDINGS OF LINCOLN'S DAY



placed on end to re-
proof. (See Page 1.)
for eleven No. 1 logs

Notice the FLAT ROOF CON-
STRUCTION of the COVERED
RAILROAD BRIDGE.

THE ROOF of the SUMMER HOUSE in the lower right-hand cor-
ner illustrates "open work" binding; the roof is made of four No. 4, four
No. 3 and three No. 2 logs; the rest of the house is made of No. 1, No. 5
and No. 6 logs.



Notice the
absolutely
flat runway
made by using
No. 7, No. 8,
No. 11 and
No. 12 logs.

IDGE

NO. 574. CATTLE RUNWAY AND PENS, UNION STOCKYARDS, CHICAGO

—ADDRESS **J. L. WRIGHT INC.**—1443 MERCHANDISE MART, CHICAGO, ILLINOIS

"Industrial History—in fact civilization itself, dates back to the first wheel—the Greatest, perhaps, of all Inventions!"


COMPLETE SET WITH WHEELS AND EXTRA LONG LOGS

Wheels in the earliest times were made from cross sections of logs. Such wheels are still in use among primitive people, especially where the trails, if any, are of the roughest description and the traveling is heavy.

Among the first things made with wheels were the wheel barrow, the hand truck and ox cart. Later on the ingenuity of man devised the wagon and still later the automobile and the airplane.

All of these can be made with Lincoln Logs by using the wheels and connectors shown below. If RUBBER BANDS are used for binding the logs together, many other types of pull toys may be made in addition to the ones shown herewith.

Some of the logs are drilled in the sides and some in the ends to receive the pegs for fastening the wheels.




THE WHEEL AND PEG




CONNECTORS—ACTUAL SIZE



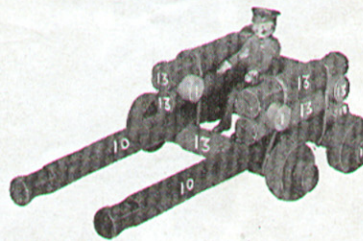
WHERE NUMBERS APPEAR ON PEGS THEY INDICATE THE LOGS INTO WHICH THE PEG IS TO BE INSERTED.



No. 801. HAND TRUCK



No. 803. DOG CART




No. 804. PONY CART



No. 820. COUPE



No. 806. TRAILER




No. 805. OX CART
Floor Logs Suspended by Rubber Bands



No. 821. RACER


THE STEERING WHEEL IS MADE BY PLACING ONE OF THE WOODEN PEGS IN THE HOLE IN THE END OF A No. 13 LOG.



No. 811. TRUCK



No. 810. CANNON



No. 822. SEDAN


THE EXTRA LONG LOGS ARE KNOWN AS

Number 17—which is $10\frac{5}{8}$ inches, or 17 diameters, long—contains 5 notches
Number 25—which is $15\frac{5}{8}$ inches, or 25 diameters, long—contains 7 notches

COMPLETE SET WITH WHEELS AND WHEELS CONTAINS 258 LOGS			
Logs	Quantity	Logs	Quantity
No. 1	151	No. 11	2
No. 2	4	No. 12	2
No. 3	4	No. 13	19
No. 4	4	No. 13-C	2
No. 5	22	No. 14	4
No. 5-C	2	No. 15	2
No. 6	2	No. 17	8
No. 7	2	No. 25	6
No. 8	2	FOUR WHEELS FIVE PEGS	
No. 9	17		
No. 10	3	TWO ROOFS, CHIMNEY AND DESIGN BOOK	

Construction Made Possible With the Complete Set

BY THE USE OF ITS EXTRA LONG LOGS




No. 701. STOCK EAN AND YARD SHOWN ABOVE

Made with Long Logs and Single Set, showing the long beams, extending at the front and back for fastening ropes and pulleys for hoisting hay; also, Watering Trough in the yard.

Extra Long Logs may be purchased separately and used as an Accessory Set with the Singles, Doubles or Triples illustrated on preceding pages.

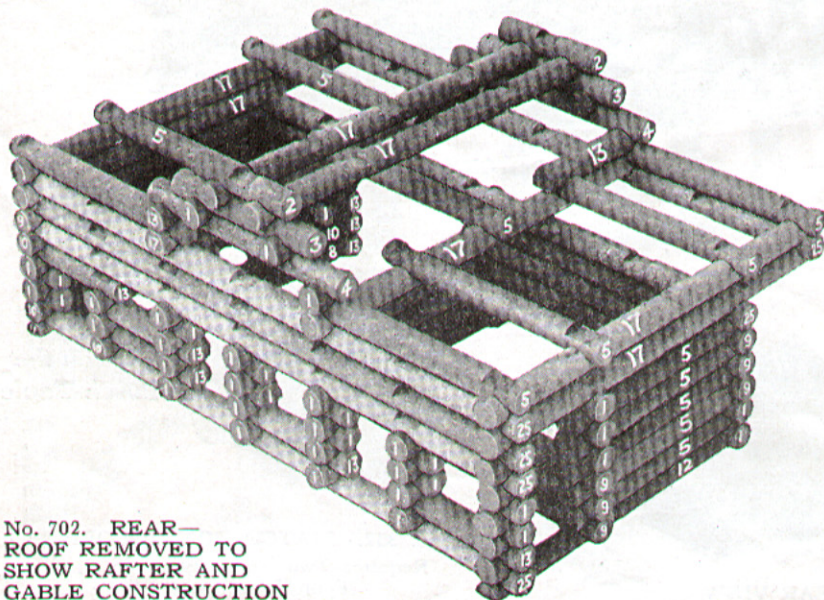

No. 701. REAR VIEW BELOW

Roof removed to show Rafter and Gable construction. Side wings may be covered with cardboard or a flat piece of wood if desired so as to have roofs sloping to the rear.




No. 702. BOAT HOUSE

Made with Long Logs and Double Set




No. 702. REAR—
ROOF REMOVED TO
SHOW RAFTER AND
GABLE CONSTRUCTION



No. 703. OLD MILL

Made with Long Logs and Triple Set

The Designs from Lincoln Logs Complete Set Are Almost Unlimited



No. 400. TWO-STORY HOUSE
AND PORCH
One Extra Chimney Used

No Set of Lincoln Logs is really "complete" without some of the unbreakable metal Figures described on the back cover of this Design Book.


IF FLOORS ARE DESIRED we suggest the use of cardboard cut to the proper size.

A LUMBER YARD is maintained for supplying any desired numbers of loose logs in bulk.


For Prices Address

J. L. WRIGHT INC.


1443 MERCHANDISE MART
CHICAGO, ILLINOIS




No. 401. HOUSE WITH TILE ROOF




No. 402. TWO-STORY AND WING HOUSE




No. 400. REAR VIEW



No. 331. SOAP DISH FOR CAMP
Requires Ten No. 1, Four No. 5, Two No. 7,
Two No. 8, Nine No. 13 Logs.




No. 402. REAR VIEW



Put on the
Porch Table

No. 332. MATCH BOX HOLDER
Requires Two No. 1, Four No. 2,
Four No. 13 Logs.

Historic Buildings Reconstructed With Complete Set



No. 705. JOHN KINZIE HOME
First Building in Chicago


Children are delighted to play with Lincoln Logs. The youngster who is alone or an entire group will be kept happy and busy for hours at a time.



No. 305. VALLEY FORGE

LINCOLN LOGS

Represent the First American Buildings, and for This Reason Are of Great Value, as Boys and Girls Are Sure to Read About Log Cabins in Connection with Their School Work.



No. 707. MISSOURI CABIN
FROM MODEL IN JEFFERSON MEMORIAL, ST. LOUIS

Built with open space between the rooms to shelter cattle and store wagons in bad weather. Two roofs and chimney should be used to complete this structure.

Doll's Furniture Made With Lincoln Logs




MADE FROM LINCOLN LOGS FASTENED TOGETHER WITH RUBBER BANDS

TO MAKE THE BED—First place on a flat surface a No. 10 log forming one head post and a No. 6 log forming one foot post. Lay two No. 9 logs in the lower two notches and No. 1 logs in the upper notches—build on these with No. 13, No. 5, No. 6 and No. 9 logs. When the logs are in place, slip RUBBER BANDS around them as shown in the illustration.

Many Other Articles of Furniture Besides Those Shown Above Are Possible

Besides the Varied Designs Shown on the Preceding Pages Innumerable Things Can Be Built With Lincoln Logs for Practical Use in the Home or in Connection with Other Toys. Following Are Just a Few Illustrations of What Else Can Be Done with Lincoln Logs—
 “The Toy of Endless Possibilities”

Mother Would
 Be Proud of
 This




No. 520. DESK STAND

Requires Four No. 1, Four No. 6, Two No. 8,
 Five No. 9, Four No. 10, Four No. 13 Logs.

LINCOLN LOG BIRD HOUSE




BOTH NUMBERS SOLD
 “KNOCKED DOWN”



LINCOLN LOG BIRD SHELTER

For
 Information
 About
 Wiring
 See Below



No. 521. TWO-COMPARTMENT ENVELOPE
 HOLDER

Requires Eight No. 6, Four No. 8,
 Thirteen No. 9 Logs.

WHERE NAILS ARE USED, place logs on solid surface and use No. 16 wire brads $\frac{5}{8}$ " long or “cigar box” nails. An awl, gimlet or drill impression to start each nail will assist greatly in driving the nails and prevent bending. Avoid driving one nail directly over nail in lower log. After nail has been well started, complete the drive with a punch or a large flat-headed nail, unless a small-headed hammer is used that will easily go into the notches.

THE BINDING WIRE USED in making the Boat No. 302, Raft No. 303, Mail Basket No. 530 and Flower Box No. 504, should be No. 21 or No. 23 Annealed. It may be secured from us for ten cents, postage prepaid, or from your hardware dealer.


GIFT SUGGESTION FOR GRANDMOTHER OR
 THE SUMMER HOME

The beautiful, rustic, porch flower basket shown below may be made entirely of Nos. 5 and 7 logs. We suggest lining it with two oblong pieces of dark cloth before filling with earth.



No. 530. MAIL BASKET FOR FATHER'S OFFICE



Requires Sixteen No. 1, Forty-six No. 9, Sixteen No. 10,
 Four No. 11, Two No. 12 Logs.



No. 504. SQUARE BASKET WITH RUSTIC FLOOR

Miscellaneous items giving an idea of the variety of designs which can be made of Lincoln Logs. Some of our best models have been built by children. Please send photographs or drawings of things you have constructed, to J. L. WRIGHT INC., 1443 Merchandise Mart, Chicago, Illinois.


No. 554. GRAIN ELE-
VATOR SHOWING
AGENT'S OFFICE, PIT,
BINS AND LOADING
TRACK




No. 550. COAL TIPPLE,
WITH POWER HOUSE
AND SCALE PLATFORM

For Information Relative to

	See Pages
SINGLE SET.....	2 and 3
DOUBLE SET.....	4, 5 and 6
TRIPLE SET.....	7
COMPLETE SET WITH WHEELS.....	10 to 13
FENCE.....	3
EXTRA LONG LOGS.....	11
BIRD HOUSE AND SHELTER.....	14
LOG LUMBER YARD.....	12
LINCOLN BRICKS.....	15
LINCOLN LOG LUMBER.....	6
LINCOLN BARNYARD AND FARM FIGURES.....	16
MINIATURE HISTORICAL METAL FIGURES.....	6 and 16



No. 823. MOVING VAN



No. 825. GREYHOUND BUS

LINCOLN BRICKS—THE COMPANION TOY TO LINCOLN LOGS

The Lincoln Brick set consists of miniature building material—bricks, stones, window and door frames, roofs, etc.—322 pieces in all. Erected with mortar like real buildings.

LINCOLN MORTAR


Is used to cement these miniature bricks, foundation stones, doors, windows and roofs together. It is harmless, soluble in water and packed in collapsible tubes. When desired the built-up structures can be "torn down," the mortar can be easily washed or chipped off and operations resumed. With this outfit can be built Filling Stations, Garages, Bungalows, Silos, Fences, Walks, etc.

HOW TO HAVE MORE FUN WITH YOUR LINCOLN LOGS AND BRICKS

In addition to the fun of building you can obtain endless pleasure in using the parts in connection with your Electric Train, your Dolls, your Autos and Wagons. Many builders haul the logs, bricks, stones, window frames, etc., on their Eight Trains and then transfer them by Trucks to the building site. Think of the fun you can have even before you start to build. And then the big thrill of being able to make your own Railroad Station for your Train, or a Doll's Residence, or a Garage or Filling Station for your Automobiles.

(OVER)

AMERICA'S NATIONAL TOYS



LINCOLN LOGS

BRICKS AND LUMBER

AND

now

HISTORICAL FIGURES


ALSO MADE IN AMERICA

THE NEW COWBOYS, INDIANS, FARM ANIMALS, ETC.

add new life to your Cabins and Forts all through the year. These beautifully colored practically unbreakable metal miniatures are true representations of our life and history and are entirely different from the ordinary commercial "lead soldiers." They are packed in the following sets, the numbers and contents of which are:

LINCOLN BARNYARD with 12 Unbreakable Farm Figures

Wooden Barn and four sections of Fence beautifully enameled in red and green with twelve unbreakable metal Farm figures. Packed "knocked down" in attractive box.



NM-50 INDIANS, 1 mounted, 5 on foot.
 NM-53 COWBOYS SHOOTING, 1 mounted, 5 on foot.
 NM-54 COWBOYS WITH ROPE, 1 mounted, 5 on foot.
 NM-55 COWBOYS AND INDIANS, 4 Cowboys and 3 Indians on foot.
 NM-56 INDIANS AND PIONEERS, 2 Pioneers and 5 Indians on foot.
 NM-57 SOLDIERS OF 1812, 6 on foot.
 NM-60 U. S. SOLDIERS 1918, 1 mounted, 4 on foot and 1 machine gunner.
 NM-62 MACHINE GUNNERS OF 1918, 7 shooting.
 NM-63 AMERICAN SAILORS, 7 on foot.
 NM-64 WEST POINT CADETS, 7 on foot.
 NM-65 ROYAL CANADIAN POLICE, 1 mounted, 4 on foot.
 NM-70 FARM SET, 1 each of farmer, horse, cow, sheep, and 2 pigs.

NM-100 INDIANS, 2 mounted, 10 on foot.
 NM-101 INDIANS AND PIONEERS, 10 Indians and 4 Pioneers on foot.
 NM-102 COWBOYS, 2 mounted, 10 on foot.
 NM-105 COWBOYS AND INDIANS, 1 Cowboy and 1 Indian mounted, 5 of each on foot.
 NM-110 U. S. SOLDIERS OF 1918, 2 mounted, 8 on foot, 2 machine gunners.
 NM-140 FARM SET WITH TREES, 2 trees, 2 sheep, 4 pigs, 1 man, woman, horse and cow.

THE EVER POPULAR LINCOLN LINE

Every child wants more Lincoln Logs and Allied Toys—there's a fascination in playing "make-believe" with the Building Materials of our Forefathers. And now with the addition of the Unbreakable Metal Figures described above, the "play-value" is even greater. When the logs, bricks, lumber and figures are used in conjunction with trains, automobiles and other toys, the "play-value" reaches its climax.

For Further Information Ask Your Dealer or Write
 J. L. WRIGHT, Inc. 1443 Merchandise Mart, Chicago, Illinois, U. S. A.




In Sets
 NM 56 and 101.



In Sets NM 50,
 55, 100 and 105.



In Sets
 NM 60 and 110.



In Sets
 NM 54 and 102