

# 1936 LINCOLN LOG DESIGN BOOK

For 5/8-in. Logs

10 in. wide by 13 in. tall

8 Numbered Pages

# LINCOLN LOG DESIGN BOOK

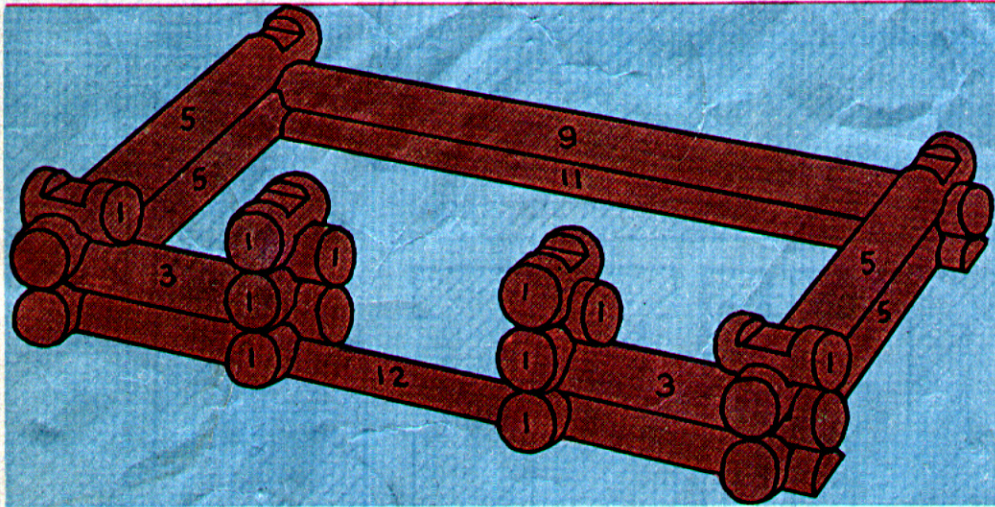
ONLY LINCOLN LOGS have these EXCLUSIVE and PATENTED FEATURES

DESIGN BOOK COPYRIGHT - 1936

J. L. WRIGHT, INC.

NAME REGISTERED AUGUST 28, 1923

U. S. PATENTS 1,351,086 AND 2,012,160



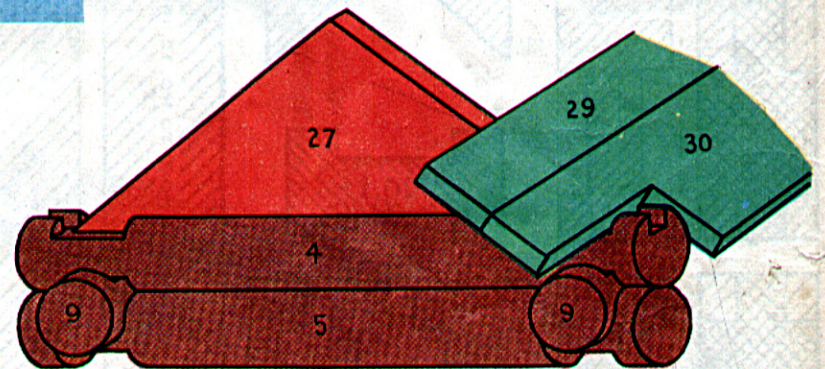
LINCOLN LOG FOUNDATION PLAN SHOWN ABOVE

## How to Start Your Building:

- 1st. Pick out the half Logs No. 12 and No. 11. Flat side down, round side up, these half Logs are used to form the front and back of the base of the building.
- 2nd. Connect the ends of the half Logs with two No. 5 Logs.
- 3rd. Lay a No. 9 Log over No. 11.
- 4th. Place a No. 1 Log in each of the middle notches of No. 12 and connect them with the No. 5 Logs by two No. 3 Logs.
- 5th. Follow the numbers shown in the diagram; then read about the other construction features illustrated on this Page and you will be ready to build the structures shown on Pages 3, 6 and 7. Before long you will be designing your own buildings. Rubber bands may be used to hold them together, if desired.

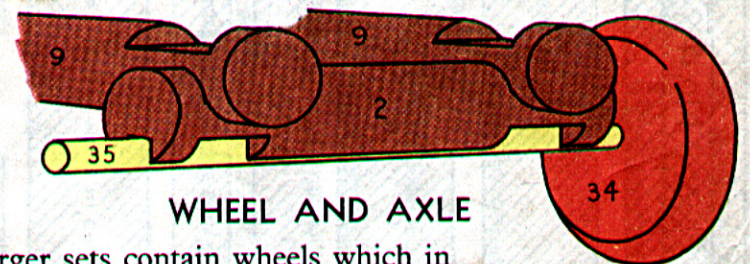
## INTRODUCTION

The building designs shown herein are simple and easy to understand but they represent merely a few suggestions. The possible combinations of Lincoln Logs are without end as the Logs are designed on a multiple unit system that is based on their diameter which is  $\frac{5}{8}$ ". The Logs are interlocking at windows, doors and corners to make buildings more solid. *The numbers of the Logs and other pieces are given on Page 2, actual sizes being shown.*




## GABLE AND ROOF CONSTRUCTION

The new patented Lincoln Log gable and roof is illustrated above. When the sides and ends of your building have reached the desired height, place a slotted Log No. 4 on the uppermost Logs at the ends of the building to receive the triangular gable No. 27. Then place the bottom roof planks No. 30 on the lower corners of the gable and against the outer edges of the notches in the slotted Logs, as shown in the diagram, and place other roof planks No. 29 above them on the gables to complete the roof.



## WHEEL AND AXLE

The larger sets contain wheels which in the early days were made from cross sections of Logs. Among the first things made with wheels were the wheel barrow, hand truck and the ox cart. Later on man designed the wagon and the automobile. These can be made from the larger sets of Lincoln Logs as shown on Pages 6 and 7. The new grooved Logs No. 2 are used as bearings for the axle, No. 35, on the ends of which are placed the wheels, No. 34. These wheels are held securely to the axle by friction while the axle turns freely in the groove. Longer Logs are then placed in the notches of the No. 2 Logs to form the chassis on which the desired body may be constructed.

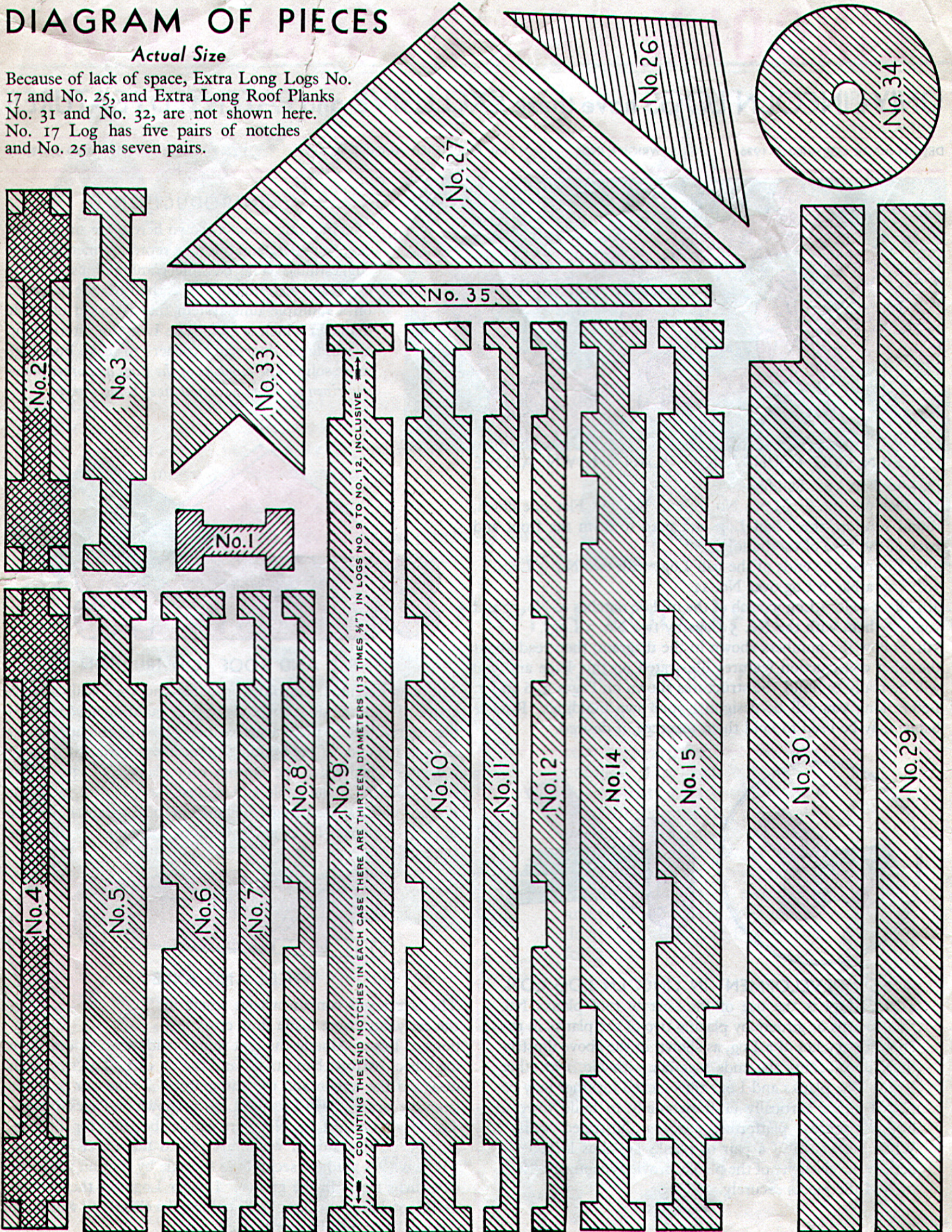


A NEW DEVELOPMENT IN LINCOLN LOG CONSTRUCTION is the use of the narrow roof planks No. 29 as beams or girders by placing two of the planks in the opposite notches of a Log, as shown in the above illustrations, and locking the ends together with No. 1 or other Logs. The planks and Logs thus locked together may be placed either vertically or horizontally to build towers, bridges, fences, platforms, etc., as illustrated within. When both ends of a pair of planks are thus locked together, the elasticity of the planks provides enough tension to hold the pieces securely.


# DIAGRAM OF PIECES

*Actual Size*

Because of lack of space, Extra Long Logs No. 17 and No. 25, and Extra Long Roof Planks No. 31 and No. 32, are not shown here. No. 17 Log has five pairs of notches and No. 25 has seven pairs.




# These Structures Can Be Made with the Single Set



**BARN**


- |            |             |
|------------|-------------|
| No. 1...20 | No. 10... 1 |
| No. 3... 1 | No. 11... 1 |
| No. 4... 2 | No. 12... 1 |
| No. 5... 8 | No. 29... 8 |
| No. 9... 5 | No. 30... 2 |

CONTENTS OF SINGLE SET	
No. 1...21	No. 11... 1
No. 3... 2	No. 12... 1
No. 4... 2	No. 27... 2
No. 5... 8	No. 29...10
No. 9... 5	No. 30... 2
No. 10... 1	No. 33... 1
Total of 56 Pieces	




**MACHINE SHED**

- |            |             |
|------------|-------------|
| No. 1...11 | No. 10... 1 |
| No. 3... 1 | No. 11... 1 |
| No. 4... 2 | No. 12... 1 |
| No. 5... 8 | No. 29... 7 |
| No. 9... 4 | No. 30... 2 |




**PIONEER CABIN**

- |             |             |
|-------------|-------------|
| No. 1...16  | No. 10... 1 |
| No. 3... 2  | No. 11... 1 |
| No. 4... 2  | No. 12... 1 |
| No. 5... 8  | No. 29...10 |
| No. 9... 4  | No. 30... 2 |
| No. 33... 1 |             |




**TENANTS' HOUSE**

- |             |             |
|-------------|-------------|
| No. 1...18  | No. 11... 1 |
| No. 3... 1  | No. 12... 1 |
| No. 4... 2  | No. 27... 2 |
| No. 5... 8  | No. 29...10 |
| No. 9... 4  | No. 30... 2 |
| No. 10... 1 | No. 33... 1 |




**STORE**

- |             |             |
|-------------|-------------|
| No. 1...15  | No. 11... 1 |
| No. 4... 2  | No. 12... 1 |
| No. 5... 7  | No. 27... 2 |
| No. 9... 4  | No. 29...10 |
| No. 10... 1 | No. 30... 2 |
| No. 33... 1 |             |




**SCHOOL HOUSE**

- |             |             |
|-------------|-------------|
| No. 1...15  | No. 11... 1 |
| No. 4... 2  | No. 12... 1 |
| No. 5... 7  | No. 27... 2 |
| No. 9... 4  | No. 29...10 |
| No. 10... 1 | No. 30... 2 |
| No. 33... 1 |             |




**ARCH**

- |            |             |
|------------|-------------|
| No. 1...12 | No. 27... 1 |
| No. 4... 1 | No. 29... 6 |
| No. 5... 4 | No. 30... 2 |



**DIVING TOWER**

- |             |             |
|-------------|-------------|
| No. 1...16  | No. 5... 8  |
| No. 4... 2  | No. 29...10 |
| No. 30... 2 |             |



**BRIDGE**

- |            |             |
|------------|-------------|
| No. 1...20 | No. 11... 1 |
| No. 3... 2 | No. 12... 1 |
| No. 5... 2 | No. 29... 6 |

# LINCOLN LOG UNBREAKABLE METAL FIGURES




## FIFTY-CENT SETS

- SET No.
- 50 INDIANS, 1 mounted; 1 crawling; 4 on foot.
  - 53 COWBOYS SHOOTING, 1 mounted; 5 on foot.
  - 54 COWBOYS WITH ROPE, 1 mounted; 5 on foot.
  - 55 COWBOYS AND INDIANS, 4 Cowboys; 3 Indians.
  - 56 INDIANS AND PIONEERS, 5 Indians; 2 Pioneers.
  - 57 SOLDIERS OF 1812, 6 on foot.
  - 58 SOLDIERS OF 1776, 1 mounted; 4 on foot.
  - 60 SOLDIERS OF 1918, 1 mounted; 4 on foot; 1 machine gunner.
  - 63 AMERICAN SAILORS, 7 at attention.
  - 64 WEST POINT CADETS, 7 marching.
  - 65 ROYAL CANADIAN POLICE, 1 mounted; 4 on foot.

## DOLLAR SETS

- 100 INDIANS, 2 mounted; 2 crawling; 8 on foot.
- 101 INDIANS AND PIONEERS, 10 Indians; 4 Pioneers.




## JUST WHAT EVERY CHILD WANTS

The beautiful metal figures shown here are historically correct and of just the right size to go with Lincoln Logs, Timbers, Forts, Barnyards, Railroad Stations, Trains and other toys. The foot figures are two inches high and the mounted figures and animals are in proportion. They are beautifully lacquered in colors and are practically unbreakable. A few of the standard sets are listed.


- 102 COWBOYS, 2 mounted; 10 on foot.
- 105 COWBOYS AND INDIANS, 2 mounted; 9 on foot; 1 crawling.
- 110 U. S. SOLDIERS OF 1918, 2 mounted; 8 on foot; 2 machine gunners.
- 160 TRENCHES AND DOUGHBOYS, 3 sections of cardboard trench; 4 soldiers of 1918 on foot; 3 machine gunners.
- 161 TEPEES AND INDIANS, 2 cloth tents with poles; 1 Indian mounted; 4 on foot; 1 crawling.
- 162 SHELTER TENTS AND DOUGHBOYS, 3 khaki tents; 1 soldier 1918, mounted; 4 on foot; 1 machine gunner.

**AVOID DISAPPOINTMENT**

Be sure that every figure bears the mark "Lincoln Logs, U. S. A." If your dealer cannot supply you, write to Lincoln Logs, 14th Floor, Merchandise Mart, Chicago



## EARLY AMERICAN FORT MADE FROM LINCOLN LOG LUMBER



During the period following the Revolutionary War, a number of Log Forts were built by United States Army Engineers to protect the Early Settlers from unfriendly Indians and to hold the land against possible encroachments of Foreign Nations. These Forts were also used as Trading Posts. Our Early American Fort Set, illustrated above, follows the same general plan of construction.

This set is made of Lincoln Log Lumber which has been especially designed for this purpose. These Forts with their stockades, barracks, blockhouses, cabins, etc., would ordinarily require a very large number of separate Logs.

To simplify building, Lincoln Log Lumber is made up of groups of logs combined in sections of convenient size. The illustration at the left shows how two such sections are joined to form a corner. Full instructions are included with each set.

### THERE ARE THREE BEAUTIFUL SETS TO CHOOSE FROM

**THE EARLY AMERICAN FORT SET** complete with Powder House, Flagpole and Flag, Settlers' Cabin, four Soldiers of 1812 and six Pottawatomie Indians all made of unbreakable metal, beautifully enameled in colors and packed in a very attractive box, can be bought for only \$5.00. Set No. 50.

A smaller set made to sell for \$3.00 is known as the *Fort Dearborn Construction Set*. This is similar to the Early American Fort Set except that it does not contain the Powder House, Settlers' Cabin or Figures. It is typical of the old Fort Dearborn which originally stood near the present intersection of North Michigan Avenue and Wacker Drive, Chicago. It was built in 1803-04.


It was burned by the Indians on August 15, 1812, at the time of the Fort Dearborn Massacre. That event took place not far from the site of the new Fort Dearborn which was constructed on Leif Eriksen Drive at 26th Street for the 1933-34 "Century of Progress" exhibition at Chicago. Set No. 40.

*The Settlers' Cabin* with seven unbreakable metal figures — three Indians, two Cowboys and two Pioneers, packed in an attractive box may be purchased for \$1.00. Set No. 50C1.



All of the figures used in these sets are properly proportioned, historically correct and stamped with the mark "Lincoln Logs, U. S. A." If your dealer can't supply you, you may write direct to Lincoln Logs, 14th Floor, Merchandise Mart, Chicago.

ALL OF THESE STRUCTURES TOGETHER WITH THOSE SHOWN ON PAGE THREE CAN BE MADE WITH THE DOUBLE SET



JUNGLE HOUSE

- No. 1...42
- No. 2... 2
- No. 3...12
- No. 5... 3
- No. 9... 7
- No.10... 2
- No.11... 1
- No.12... 1
- No.26... 2
- No.29...10
- No.30... 2

CONTENTS OF DOUBLE SET

- No. 1...42
- No. 2... 2
- No. 3...12
- No. 4... 2
- No. 5...15
- No. 6... 2
- No. 7... 1
- No. 8... 1
- No. 9... 7
- No.10... 3
- No.11... 1
- No.12... 1
- No.26... 2
- No.27... 2
- No.29...10
- No.30... 2
- No.33... 1
- No.34... 4
- No.35... 2

Total of 112 Pieces



TWO STORY CABIN

- No. 1...34
- No. 3... 2
- No. 4... 2
- No. 5...15
- No. 6... 1
- No. 9... 6
- No.10... 3
- No.11... 1
- No.12... 1
- No.27... 2
- No.29...10
- No.30... 2
- No.33... 1




UNCLE TOM'S CABIN

- No. 1...26
- No. 3... 7
- No. 4... 2
- No. 5...12
- No. 9... 3
- No.10... 3
- No.11... 1
- No.12... 1
- No.27... 2
- No.29...10
- No.30... 2
- No.33... 1




MEETING HOUSE

- No. 1...36
- No. 2... 1
- No. 3...12
- No. 4... 2
- No. 5...15
- No. 6... 1
- No. 8... 1
- No. 9... 6
- No.10... 3
- No.11... 1
- No.12... 1
- No.27... 2
- No.29...10
- No.30... 2
- No.33... 1




WAGON

- No. 1...10
- No. 2... 2
- No. 3...12
- No.10... 2
- No.29... 4
- No.34... 4
- No.35... 2




TOURIST CABIN

- No. 1...16
- No. 2... 2
- No. 3...10
- No. 9... 4
- No.10... 1
- No.11... 1
- No.12... 1
- No.26... 2
- No.29... 4
- No.30... 2




WESTERN STORE

- No. 1...16
- No. 3... 8
- No. 4... 2
- No. 5...14
- No. 9... 7
- No.10... 2
- No.11... 1
- No.12... 1
- No.26... 2
- No.29... 8
- No.30... 2




ROADSIDE STAND

- No. 1...14
- No. 2... 2
- No. 3...10
- No. 4... 1
- No. 9... 4
- No.11... 1
- No.12... 1
- No.26... 2
- No.27... 1
- No.29... 8
- No.30... 2




LOOKOUT TOWER

- No. 1...42
- No. 2... 2
- No. 3...12
- No. 5...14
- No.29... 8




WHEEL BARROW

- No. 1...10
- No. 2... 1
- No. 3... 5
- No.29... 4
- No.34... 2
- No.35... 1



FLAT WAGON


- No. 1... 4
- No. 2... 2
- No. 3... 2
- No.29... 7
- No.30... 2
- No.34... 4
- No.35... 2



LINCOLN CABIN

This is a copy of the Log Cabin near Hodgenville, Kentucky in which Abraham Lincoln was born on February 12, 1809.


- No. 1...33
- No. 2... 1
- No. 3...12
- No. 4... 2
- No. 5...12
- No. 9... 7
- No.10... 1
- No.11... 1
- No.12... 1
- No.27... 2
- No.29...10
- No.30... 2
- No.33... 1



BRIDGE

- No.1...16, No. 3...6, No. 11...1, No. 12...1, No. 29...8, No. 30...2

ALL STRUCTURES SHOWN ON PAGES THREE AND SIX AS WELL AS THOSE SHOWN ON THIS PAGE CAN BE MADE WITH THE COMPLETE SET




TWO STORY BLOCKHOUSE

- |            |             |
|------------|-------------|
| No. 1...43 | No. 10... 4 |
| No. 3...15 | No. 11... 2 |
| No. 4... 2 | No. 12... 2 |
| No. 5...14 | No. 14... 4 |
| No. 6... 1 | No. 15... 2 |
| No. 7... 1 | No. 27... 2 |
| No. 8... 1 | No. 29...10 |
| No. 9... 4 | No. 30... 2 |
|            | No. 33... 1 |

CONTENTS OF COMPLETE SET


- |             |             |
|-------------|-------------|
| No. 1...67  | No. 14... 4 |
| No. 2... 2  | No. 15... 2 |
| No. 3...15  | No. 17... 2 |
| No. 4... 2  | No. 25... 6 |
| No. 5...16  | No. 26... 2 |
| No. 6... 3  | No. 27... 2 |
| No. 7... 1  | No. 29...10 |
| No. 8... 1  | No. 30... 2 |
| No. 9... 9  | No. 31...10 |
| No. 10... 4 | No. 32... 2 |
| No. 11... 2 | No. 33... 2 |
| No. 12... 2 | No. 34... 4 |
|             | No. 35... 2 |

Total of 174 Pieces




CIRCUS WAGON

- |            |             |
|------------|-------------|
| No. 2... 2 | No. 29...10 |
| No. 3...15 | No. 34... 4 |
|            | No. 35... 2 |




DELIVERY TRUCK

- |            |             |
|------------|-------------|
| No. 1...20 | No. 29...10 |
| No. 2... 2 | No. 34... 4 |
| No. 3...15 | No. 35... 2 |




COMBINATION STORE AND FLAT BUILDING

- |            |             |
|------------|-------------|
| No. 1...53 | No. 9... 5  |
| No. 3... 6 | No. 10... 4 |
| No. 5...13 | No. 14... 2 |
| No. 6... 1 | No. 26... 2 |
| No. 7... 1 | No. 29... 8 |
| No. 8... 1 | No. 30... 2 |



BRIDGE

- |                                     |
|-------------------------------------|
| No. 1...52, No. 3...12, No. 29...10 |
| No. 30...2, No. 31...4              |




SUBURBAN STATION

- |            |             |
|------------|-------------|
| No. 1...56 | No. 17... 2 |
| No. 3... 9 | No. 25... 6 |
| No. 4... 2 | No. 27... 2 |
| No. 5...12 | No. 29... 8 |
| No. 6... 2 | No. 31...10 |
| No. 7... 1 | No. 32... 2 |
| No. 8... 1 | No. 33... 2 |




OVERSEER'S HOME

- |            |             |
|------------|-------------|
| No. 1...53 | No. 9... 6  |
| No. 3...11 | No. 10... 3 |
| No. 4... 2 | No. 14... 1 |
| No. 5...12 | No. 15... 1 |
| No. 6... 1 | No. 27... 2 |
| No. 7... 1 | No. 29...10 |
| No. 8... 1 | No. 30... 2 |




RANCH HOUSE

- |            |             |
|------------|-------------|
| No. 1...41 | No. 8... 1  |
| No. 3...13 | No. 17... 2 |
| No. 4... 2 | No. 25... 4 |
| No. 5...10 | No. 27... 2 |
| No. 6... 1 | No. 31...10 |
| No. 7... 1 | No. 32... 2 |
|            | No. 33... 1 |




TRAILER

- |            |             |
|------------|-------------|
| No. 1...28 | No. 25... 6 |
| No. 2... 2 | No. 31... 4 |
| No. 3... 4 | No. 34... 4 |
|            | No. 35... 2 |




LUMBER TRUCK

- |            |             |
|------------|-------------|
| No. 1...24 | No. 25... 2 |
| No. 2... 2 | No. 29... 5 |
| No. 3...15 | No. 31... 4 |
| No. 6... 2 | No. 34... 4 |
|            | No. 35... 2 |




BOAT HOUSE

- |             |             |
|-------------|-------------|
| No. 1...56  | No. 11... 1 |
| No. 3...14  | No. 12... 1 |
| No. 4... 2  | No. 27... 2 |
| No. 5...12  | No. 29...10 |
| No. 9... 6  | No. 30... 2 |
| No. 10... 3 | No. 31...10 |
|             | No. 32... 2 |




COAL TRUCK

- |            |             |
|------------|-------------|
| No. 1...18 | No. 10... 2 |
| No. 2... 2 | No. 29... 4 |
| No. 3...14 | No. 34... 4 |
| No. 5... 6 | No. 35... 2 |



RAILWAY WATCHMAN'S TOWER

- |             |
|-------------|
| No. 1...36  |
| No. 3...15  |
| No. 5...16  |
| No. 6... 2  |
| No. 29... 8 |
| No. 31... 8 |




BRIDGE TOWER

- |            |             |
|------------|-------------|
| No. 1...60 | No. 10... 1 |
| No. 3...13 | No. 14... 4 |
| No. 5...16 | No. 25... 4 |
| No. 6... 1 | No. 29...10 |
| No. 9... 7 | No. 30... 2 |
|            | No. 31... 8 |

LINCOLN LOG TIMBERS

(Square instead of Round.) Are packed in three different sets to sell at \$1.00, \$2.00 and \$4.00

# Railroad Station and Figures for Use with Toy Trains



LINCOLNVILLE RAILROAD STATION AND SIX FIGURES

The Station and six figures illustrated herewith (Set No. 71), packed in an attractive box may be purchased for one dollar. The figures in this set consist of one each of the following: engineer, conductor, redcap, policeman, messenger boy and passenger.


### FIGURES ONLY

If figures alone are desired, Set No. 80 can be purchased for only 50c. This set contains two passengers, an engineer, conductor, redcap, policeman, and messenger boy.

Every Boy or Girl who owns a toy train will want one of these **LINCOLNVILLE RAILROAD STATIONS** and plenty of **UNBREAKABLE METAL FIGURES**



# LINCOLN BARNYARD SET WITH COLORFUL FIGURES



### Complete with Barn, Fence, Trees, and Figures

The great interest in farms and farm products has made the Lincoln Barnyard Set (No. 60) very popular. The Lincoln Barnyard Set consists of a wooden barn and four sections of fence, beautifully enameled in red and green, with twelve unbreakable metal farm figures—two trees, farmer and wife, horse, cow, two sheep and four pigs. Packed "knocked down" in attractive box to sell for \$2.00.

### FARM FIGURES ONLY

For those who want only the beautifully enameled Barnyard Figures, there are two sets you can buy at almost any store. SET No. 70—which consists of a farmer, a sheep, horse, cow and two pigs can be purchased for only 50 cents. SET No. 140—which consists of two trees, two sheep, four pigs, horse, cow, a farmer and his wife and sells for \$1.00.

If your dealer can't supply you, write direct to  
**Lincoln Logs, 14th Floor  
Merchandise Mart, Chicago**

