

# 1944 ORIGINAL LINCOLN LOG DESIGN BOOK

For 3/4-in. Logs

9 <sup>3</sup>/<sub>4</sub> in. wide by 13 in. tall

4 Numbered Pages

# ORIGINAL LINCOLN LOG DESIGN BOOK

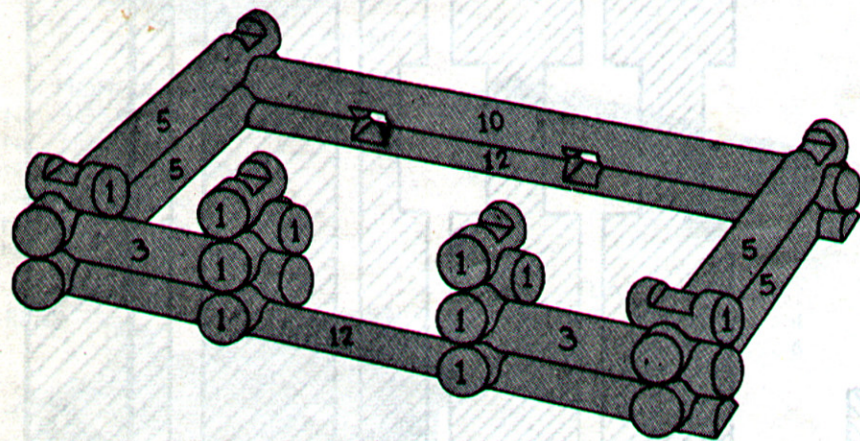
ONLY LINCOLN LOGS HAVE THESE EXCLUSIVE AND PATENTED FEATURES  
THE ALL AMERICAN WOOD CONSTRUCTION TOY • NO NAILS REQUIRED

DESIGN BOOK COPYRIGHT-1944

LINCOLN LOGS

NAME REGISTERED AUGUST 28, 1923

U. S. PATENTS 1,351,086 AND 2,012,160



## ★ LINCOLN LOG FOUNDATION PLAN SHOWN ABOVE

### How to Start Your Building

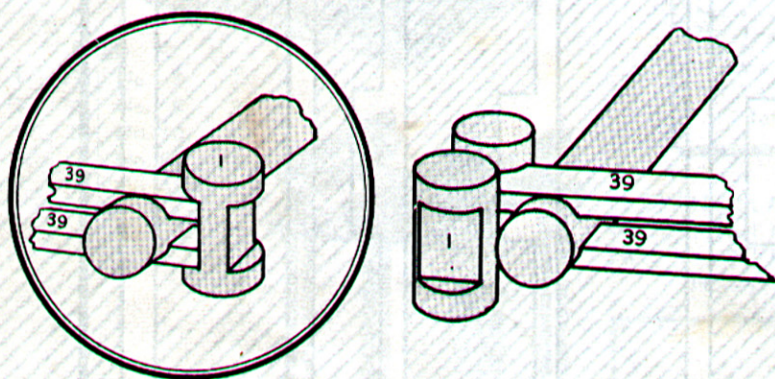
1st. Pick out the half Logs No. 12. Flat side down, notched side up, these half Logs are used to form the front and back of the base of the building.

2nd. Connect the ends of the half Logs with two No. 5 Logs.

3rd. Lay a No. 10 Log over No. 12 at the rear.

4th. Place a No. 1 Log in each of the middle notches of No. 12 at the front and connect them with the No. 5 Logs by two No. 3 Logs.

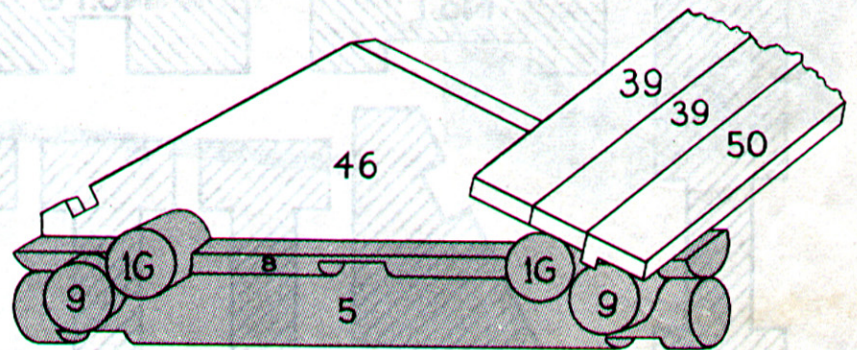
5th. Follow the numbers shown in the diagram; then read about the other construction features illustrated on this Page and you will be ready to build the structures shown on Pages 3 and 4. Before long you will be designing your own buildings. Rubber bands may be used to hold them together, if desired.



★ AN OUTSTANDING FEATURE OF LINCOLN LOG CONSTRUCTION is the use of the narrow roof planks No. 39 as beams or girders by placing two of the planks in the opposite notches of a Log, as shown in the above illustrations, and locking the ends together with No. 1 or other Logs. The planks and Logs thus locked together may be placed either vertically or horizontally to build towers, bridges, fences, platforms, etc., as illustrated within. When both ends of a pair of planks are thus locked together, the elasticity of the planks provides enough tension to hold the pieces securely.

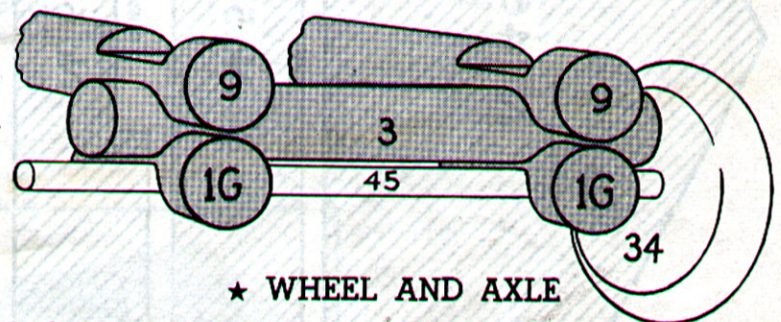
## ★ INTRODUCTION

The building designs shown herein are simple and easy to understand but they represent merely a few suggestions. The possible combinations of Lincoln Logs are without end as they are designed on a multiple unit system that is based on a diameter of  $\frac{3}{4}$ ". The Logs are interlocking at windows, doors and corners to make buildings more solid. The identifying numbers of the Logs and other pieces are given on Page 2, actual sizes being shown.



## ★ GABLE AND ROOF CONSTRUCTION

The Lincoln Log Gable and Roof is illustrated above. When the sides and ends of your building have reached the desired height, place a No. 8 Log on the uppermost Logs at each end of the building to receive two No. 1G Logs which hold the gable in position. Then place the roof planks No. 50 on the lower corners of the gable with the projection on the plank fitting in the notch on the gable. Place roof planks, No. 39 above them on the gables to complete the roof.

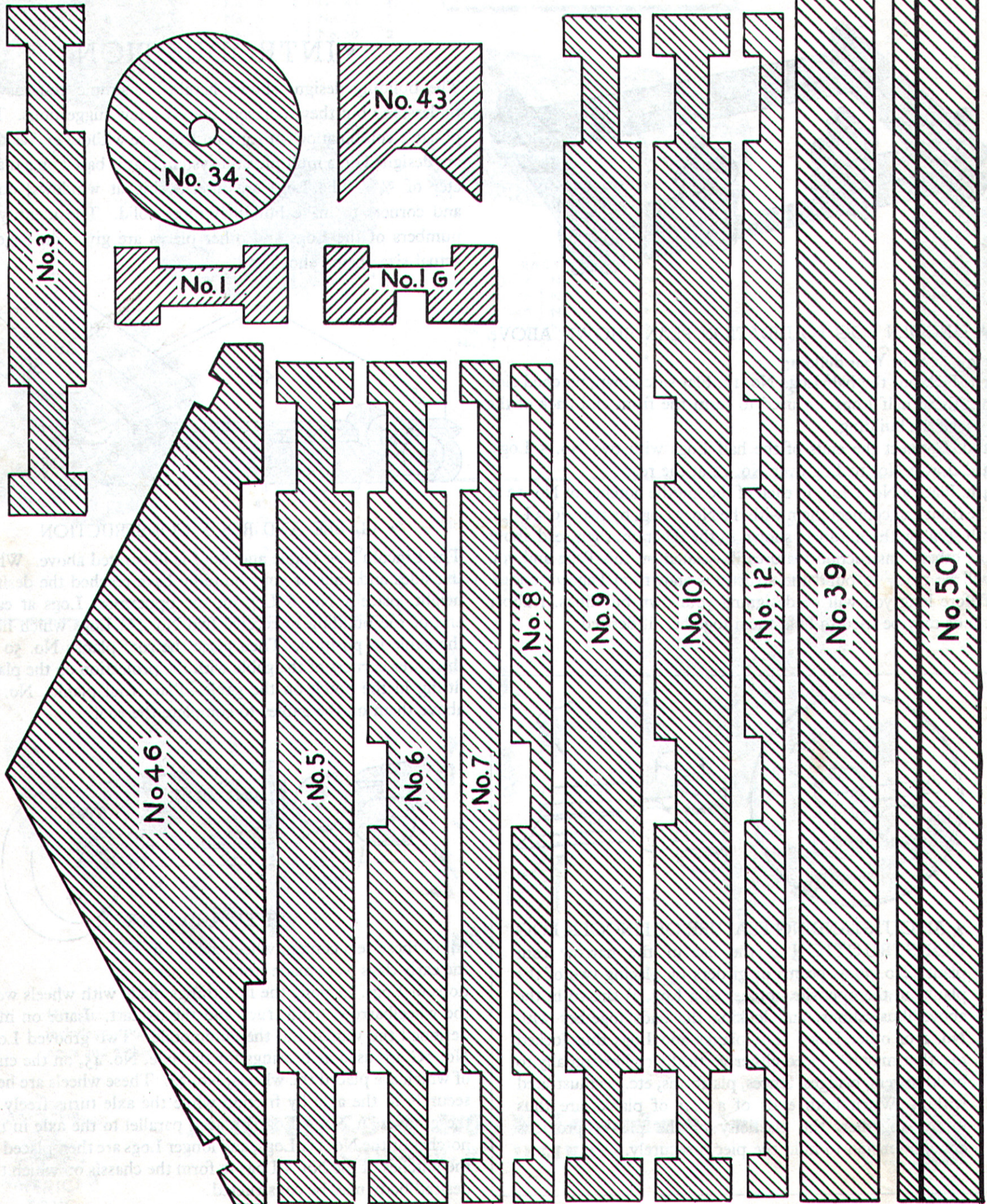


## ★ WHEEL AND AXLE

All of these sets contain wheels which in the early days were made from cross sections of Logs. Among the first things made with wheels were the wheelbarrow, hand truck and the ox cart. Later on man designed the wagon and the automobile. Two grooved Logs No. 1G are used as bearings for the axle, No. 45, on the ends of which are placed the wheels, No. 34. These wheels are held securely to the axle by friction while the axle turns freely in the groove. A No. 3 Log is placed parallel to the axle in the notches of the No. 1G Logs, and longer Logs are then placed in the notches of the No. 3 Logs to form the chassis on which the desired body may be constructed.

# DIAGRAM OF PIECES—Actual Size

Because of lack of space, the following pieces are not illustrated: Nos. 14 and 15, the same length as No. 9, but having more notches; No. 22, the longest Log with six pairs of notches; No. 41 and 51, the longest roof planks, and No. 45, the axle.



# These Structures Can Be Made with the 1L Set

## CONTENTS OF 1L SET

No. 1G..... 4	No. 12..... 2
No. 1.....33	No. 34..... 4
No. 3.....10	No. 39.....10
No. 5..... 3	No. 43..... 1
No. 6..... 2	No. 45..... 2
No. 8..... 2	No. 46..... 2
No.10..... 2	No.50..... 2


Total of 79 pieces



FRONT

### PIONEER CABIN


No. 1G.. 4	No. 10... 2
No. 1...33	No. 12... 2
No. 3...10	No. 39...10
No. 5... 3	No. 43... 1
No. 6... 2	No. 46... 2
No. 8... 2	No. 50... 2



FRONT


### PONY EXPRESS STATION

No. 1G.. 4	No. 10... 2
No. 1...27	No. 12... 2
No. 3...10	No. 39...10
No. 5... 3	No. 43... 1
No. 6... 2	No. 46... 2
No. 8... 2	No. 50... 2




### FLAT WAGON

No. 1G.. 4	No. 34... 4
No. 12... 2	No. 39... 6
No. 45... 2	




### MILK TRUCK

No. 1G.. 4	No. 6... 2
No. 1...12	No. 10... 2
No. 3... 8	No. 12... 2
No. 5... 2	No. 34... 4
No. 45... 2	



REAR



REAR



### BRIDGE


No. 1...20	No. 5... 2
No. 3... 2	No. 12... 2
No. 39... 6	

# These Structures, Together with Those Shown Above, and Many Others Can Be Made with Either the 2L or the 3LF Set

## CONTENTS OF 2L and 3LF SETS


No. 1G.... 4	No. 22..... 4
No. 1.....56	No. 34..... 4
No. 3.....10	No. 39.....10
No. 5..... 9	No. 41.....10
No. 6..... 2	No. 43..... 2
No. 7..... 1	No. 45..... 2
No. 8..... 3	No. 46..... 2
No. 9..... 2	No. 50..... 2
No.10..... 4	No. 51..... 2
No.12..... 2	

Total of 131 pieces




### SHED

No. 1...47	No. 8... 3
No. 3... 4	No. 9... 2
No. 5... 8	No. 10... 1
No. 6... 2	No. 22... 4
No. 7... 1	No. 41... 9
No. 51... 1	



### RANCH HOUSE

No. 1G.. 4	No. 7... 1	No. 39... 5
No. 1...46	No. 8... 3	No. 41...10
No. 3...10	No. 9... 1	No. 43... 1
No. 5... 8	No. 10... 1	No. 46... 2
No. 6... 2	No. 22... 4	No. 51... 2





### DIVING PLATFORM

No. 1...16	No. 6... 2
No. 5... 8	No. 39... 4
No. 41... 8	

No. 1G.. 4	No. 9... 2
No. 1...23	No. 10... 4
No. 3...10	No. 34... 4
No. 45... 2	


### CIRCUS WAGON



### LINCOLN CABIN

No. 1G.. 4	No. 6... 2	No. 39...10
No. 1...49	No. 8... 2	No. 43... 1
No. 3...10	No. 10... 2	No. 46... 2
No. 5... 9	No. 12... 2	No. 50... 2


This is a copy of the Log Cabin near Hodgenville, Kentucky in which Abraham Lincoln was born on February 12, 1809.



### SCHOOL HOUSE

No. 1G.. 4	No. 6... 2	No. 39...10
No. 1...47	No. 7... 1	No. 43... 1
No. 3... 9	No. 8... 3	No. 46... 2
No. 5... 7	No. 9... 2	No. 50... 2
No. 10... 4		


# These Structures, Together with Those Shown on Page 3, Can Be Made with the 3L or the 4LF Set



### TWO STORY DWELLING

No. 1G... 4	No. 10... 4
No. 1... 47	No. 12... 2
No. 3... 13	No. 14... 1
No. 5... 15	No. 15... 2
No. 6... 3	No. 39... 10
No. 7... 1	No. 43... 1
No. 8... 1	No. 46... 2
No. 9... 7	No. 50... 2

CONTENTS OF 3L and 4LF SETS		
No. 1G... 4	No. 9... 7	No. 39... 10
No. 1... 77	No. 10... 4	No. 41... 10
No. 3... 14	No. 12... 2	No. 43... 2
No. 5... 16	No. 14... 4	No. 45... 2
No. 6... 3	No. 15... 2	No. 46... 2
No. 7... 1	No. 22... 6	No. 50... 2
No. 8... 3	No. 34... 4	No. 51... 2
Total of 177 pieces		





### COAL TRUCK

No. 1G... 4	No. 9... 4
No. 1... 20	No. 10... 4
No. 3... 13	No. 34... 4
No. 45... 2	


### MEETING HOUSE

No. 1G... 4	No. 10... 4
No. 1... 43	No. 12... 2
No. 3... 8	No. 14... 1
No. 5... 16	No. 39... 10
No. 7... 1	No. 43... 1
No. 8... 1	No. 46... 2
No. 9... 5	No. 50... 2



### RAILWAY STATION

No. 1G... 4	No. 8... 1	No. 39... 8
No. 1... 68	No. 12... 2	No. 41... 10
No. 3... 10	No. 15... 2	No. 43... 1
No. 5... 14	No. 22... 6	No. 46... 2
No. 7... 1		No. 51... 2




### BLOCK HOUSE

No. 1G... 4	No. 10... 4
No. 1... 42	No. 12... 2
No. 3... 9	No. 14... 4
No. 5... 16	No. 15... 2
No. 6... 3	No. 39... 10
No. 7... 1	No. 43... 1
No. 8... 3	No. 46... 2
No. 9... 7	No. 50... 2

### LOOKOUT TOWER

No. 1... 41
No. 3... 14
No. 41... 8



The foregoing structures are greatly enhanced by the addition of miniature figures of Indians, pioneers, animals, etc., which increase the play value and lend a touch of realism to the set. These figures are properly scaled to be used with the original Lincoln Log structures. They are cast metal and hand enameled in brilliant colors.



### SET 3LF

Has same wood content as the 2L and includes 9 metal figures, 5 Indians, 2 pioneers and 2 sheep.



### SET 4LF

Has same wood content as the 3L and includes 12 metal figures—1 mounted Indian, 6 Indians on foot, 3 pioneers and 2 sheep.



**LINCOLN LOGS, 1750 N. Lawndale Ave.  
CHICAGO, 47, ILLINOIS**

