

FUN IN THE SUN

with your
HUFFY

*An Attractive
Price*

*Quality merchandise
at the right price*

All prices subject to change without notice. Some items slightly higher in some sections of the South and West.

**Fully Equipped
Models**

Thrills aplenty with "Huffy"

*Most
attractive
prices*

Now even a 3 year old can ride safely with a Huffy Convertible. Later on, after years of 4 wheel fun, merely remove convertible ball bearing wheels and you'll have a 2 wheeler! Seat and handle bars can be raised to keep pace with growth. Available in boys and girls models.

HUFFY CONVERTIBLE — 20 INCH



Gee, these bikes are really swell. There's everything you can wish for, plus . . . plenty of safety with those extra wheels while learning to ride. There's a coaster brake, chain drive and many other bicycle features. This baby is the only bike you'll want to own! By Huffman.

Model No. 66 for Boys. Ask for 21BR1.
Model No. 67 for Girls. Ask for 21BR2.

HUFFY CONVERTIBLE — 16 INCH

Here's the leader in children's bikes. It's three-in-one . . . a bicycle, three wheel chain drive and a two wheel sidewalk bike with all the wonderful bicycle features, including that extra one . . . "non-spill" convertible wheels. Dependably built for long and rugged use through the years. By Huffman.

Model No. 82 for Boys. Ask for 21BR3.
Model No. 83 for Girls. Ask for 21BR4.



ALL ABOARD!

...trains slightly higher in some sections of the South and West.



BY HAFNER

Here we go with the

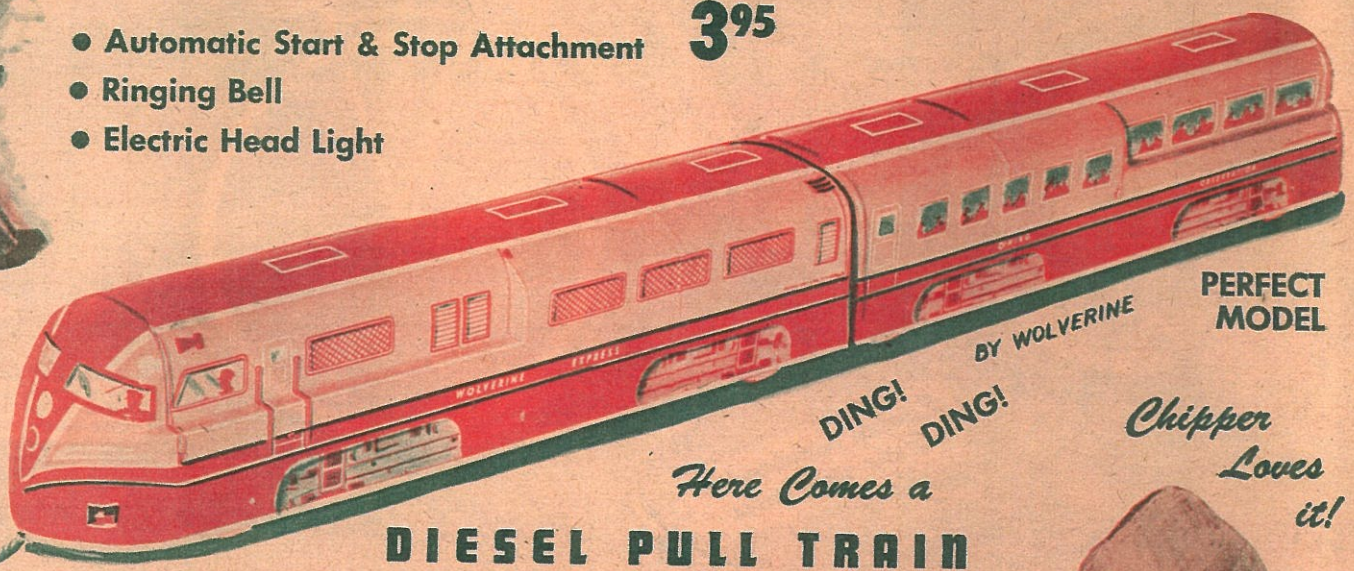
MECHANICAL FREIGHT TRAIN

Watch this train zoom 'round and 'round with all the color of a brand new freight diesel. Just wind it up and let 'er go, there's a special start-stop attachment for realistic station stops. It's complete with Engine, tender with imitation coal, sand car and caboose. Perfect for the "young juniors." By Hafner. Ask for 22BR1.

FOUR
STRAIGHT TRACK
•
EIGHT
CURVED TRACK

- Automatic Start & Stop Attachment
- Ringing Bell
- Electric Head Light

3⁹⁵



PERFECT MODEL

BY WOLVERINE

DING! DING!

Chipper Loves it!

Here Comes a

DIESEL PULL TRAIN

Ding! Ding! Ding! goes the loud bell as Chipper pulls his brand new two-car diesel across the floor. There's the big engine coupled to a diner-observation car. It's real fun for the little ones and has bright, gay coloring. 34 inches long. By Wolverine. Ask for 22BR2.

1⁹⁸


ALL RUBBER FARM SET

Box converts into realistic barn, shed, and silo.

"Gosh, Butch is quiet," says Billy. Since he's gotten his farm set he just plays with it by the hour. It's a real complete farm with a tractor, horses, wagon, spreader and lots more; even the farmer and his wife. They are all rubber so there's no chance of breakage . . . just loads of fun. By Auburn Rubber. Ask for 22BR3.

Fun on the farm!

by AUBURN RUBBER



2⁹⁸

LIONEL TRAINS

are "TOPS"


for *Railroading Fun*



No. 1119 LIONEL "SCOUT" 3-CAR FREIGHT WITH HEADLIGHT AND MANUMATIC COUPLERS

\$17.75

Has no equal for the money! Locomotive is modified "Columbia" 2-4-2 type. Features powerful beam headlight. Cars, wonderfully detailed, have die-cast trucks and solid steel wheels. Power unit is 25 watt transformer. Manumatic track set permits uncoupling. Set includes gondola car, box car, caboose. Track is 8 sections curved, one section straight, one manumatic section. Lockon, lubricant, instruction booklet.



NO. 252 CROSSING GATE

\$3.95

New! More realistic crossing gate. Correctly proportioned lamp on gate arm. Lamp glows red. These automatic gates lower at the approach of the train, and raise after it has passed.




No. 1465 LIONEL 3-CAR FREIGHT WITH HEADLIGHT AND REMOTE CONTROL COUPLERS

\$22.50

Real railroading at an amazingly low price! Remote control uncoupling action. Locomotive has headlight and large tender. Set includes No. 1012, 35 watt transformer. Cars include gondola, single dome oil car and caboose, all with remote control knuckle couplers. Track is 8 sections curved, 3 sections straight, one remote control section. Lockon, lubricant, instruction booklet.

Watch these **LIONEL LOCOS** pull!
EXCITING ACTION every minute



This set includes the No. 1033 90 watt transformer — plenty of power for trains and a number of accessories.

No. 1479WS LIONEL 4-CAR FREIGHT WITH SMOKE AND WHISTLE & REMOTE CONTROL KNUCKLE COUPLERS \$49.95

Here's a train full of railroading. Handsome, sturdy 4-6-4 locomotive has built-in, two tone whistle and puffs smoke just like real! Cars are all-purpose, extra-long gondola, double dome oil car, Lehigh Valley hopper car and caboose. Set includes Lionel 90 watt transformer, which has both whistle and directional control throttles. Track is 8 sections curved, 3 sections straight, one remote control section. Lockon, lubricant, instruction booklet.



TYPE RW 110 WATT, 115 VOLT, A.C., 60 CYCLES \$15.50

Speed throttle controls two variable voltage ranges. There are four fixed voltage combinations for operating accessories. Left button blows whistle; right button controls direction of train; both plainly marked. Built-in circuit breaker to guard against overloads and "shorts". Red danger light warns against "shorts". Listed as "Standard" by Underwriters Laboratory.



TYPE KW 190 WATT, 115 VOLTS A.C., 60 CYCLES \$22.50

The KW operates two trains independently on different layouts plus accessories! Lever at the center blows trains' whistles, moving to left for one, to the right for the other. Left and right buttons control the direction of trains. Contains built-in circuit breaker, and indicator light to show overload or "short". A fixed voltage of 14 volts is provided for operating accessories. Transformer is 6 3/8" x 6 3/4" and 6 3/4" high.

"0" Gauge Freight Train Outfits

Only Lionel trains provide the excitement of freight operations with real railroad remote control knuckle couplers.



No. 2179WS STEAM TURBINE LOCOMOTIVE WITH SMOKE AND WHISTLE AND 4 CARS — ONE OPERATING — REMOTE CONTROL KNUCKLE COUPLERS \$47.75

Twenty-wheel Pennsylvania steam turbine hauls this freight. Locomotive has built-in whistle and smoke. Cars include new, remote control operating box car — at touch of button, little trainman opens door (action hand reset). Other cars are gondola with barrels, double dome oil car and illuminated caboose. Tracks are 8 curved sections, 5 straight sections, one UCS remote control section. Lockon, lubricant, instruction booklet.



No. 2187WS STEAM TURBINE LOCOMOTIVE WITH SMOKE AND WHISTLE AND 5 CARS — TWO OPERATING — REMOTE CONTROL KNUCKLE COUPLERS \$62.50

This freight is drawn by Pennsylvania R. R. S2 Steam Turbine. Twenty-wheel locomotive has both smoke and built-in, remote control whistle. Train includes the exciting milk car — touch of remote control button causes little man to come out of car door and deliver milk cans, one by one, on specially built platform. Remote control also operates coal dump car. Other cars are hopper car, gondola with barrels and illuminated caboose. Tracks are 8 sections curved, 7 straight, one UCS remote control section. Lockon, lubricant, instruction booklet.




No. 2191W SANTE FE TRIPLE DIESEL WITH MAGNE-TRACTION, BUILT-IN HORN AND 4-CAR FREIGHT — REMOTE CONTROL KNUCKLE COUPLERS \$70.00

Set Comprises:


- | | |
|------------------------------------|--|
| No. 2343 Santa Fe Twin Diesel | No. 6457 Illuminated Caboose |
| No. 2343C Santa Fe Diesel "B" Unit | 8 Sections Curved Track |
| No. 6656 Stock Car | 7 Sections Straight Track |
| No. 6462 Gondola Car | 1 UCS Remote Control Track Set |
| No. 6456 Hopper Car | Lockon, Lubricant, Instruction Booklet |

No. 450 NEW OPERATING SIGNAL BRIDGE \$5.95

As a result of the tremendous demand, Lionel now presents a signal bridge. This accessory adds realism to any type of pike — permanent or pick-up and lay-down. Bridge spans the track. Light operates automatically by running of trains or can be wired to operate by remote control. Sturdy construction in girders and ladders.




LIONEL ACCESSORIES ADD REALISM




No. 445 NEW OPERATING SWITCH TOWER \$7.95

Here's the item that model railroad fans have been asking for — a switch tower! Operates automatically — on approach of train little switchmen pop out of tower room to watch train pass. Beautiful scale model — every detail right — clapboard sides, shingle roof, railed platform and stairs running up side of the tower. Dimensions: 7" high, base 6 1/4" by 5 1/2".




No. 364 CONVEYOR-TYPE OPERATING LUMBER LOADER \$13.95

Completely remote controlled. Logs are carried to upper platform on endless conveyor belt and tumble over automatically — lifting stakes into waiting car. Entire action on one track; no sidings needed. Has red-green spotting lamp. Dimensions: 3-3/16" wide, 4-1/8" high, 27-7/8" long. Logs, controller switch and power leads included. Log conveyor No. 364 does not include car and track illustrated.




No. 317 TRESTLE BRIDGE \$2.75

Scaled-down model of the big steel railroad bridges that span real rivers and chasms. Made of heavy rolled steel. Deeply embossed structural details. Welded assembly! Brilliantly enameled in rich aluminum. Measures 24" x 6-1/8".



No. 356 NEW OPERATING FREIGHT STATION \$7.95

Plenty of action in this new freight station. At pressure of remote control button little baggage men run electric cars busily in and out of the station. Clapboard sides have inset bulletin boards. Simulated tile platform. Twin bulb illumination. Base measures 5" x 15". Station is 5 1/2" high.



No. 3656 REMOTE CONTROL OPERATING CATTLE CAR AND PLATFORM \$15.95

Never has there been a car like this! Action is spectacular and fascinating. When Cattle Car stops beside Platform, a touch of the remote control button opens automatic overhead doors and drops loading ramp. Cattle then troop out of the car and move along corral-way back into car again. It's amazing and life-like! Adjustable corral gates permit stock to take three different routes. Platform unit has own built-in remote control track section; UCS, RCS, 1019 or 6019 track sections not required. Corral base is 6-5/8" x 9-5/8". Car measures 8-1/2". Includes nine head of cattle.

No. 3472 REMOTE CONTROL OPERATING MILK CAR AND PLATFORM \$10.50

It's pure delight to see this remarkable car in action! Each time the remote control button is pressed, the doors swing open and the tiny Milkman comes out and delivers an authentically-styled dairy milk can on the platform. Tiny magnet concealed in bottom keeps cans upright. Loading is done through hatch in roof. Milk car is finished in attractive white-and-aluminum and has elaborate and accurate detail. Dreadnaught ends, planked catwalk, brakeman's platform, ladders, grab rails, rivet heads, hinges, etc., are all faithfully reproduced in scale. Delivery platform is heavy gauge sheet steel. Car is 9" long. Platform measures 5" x 7-1/4".

