


IT'S A whistling LIONEL



*WOO WOO WOO
A knock-out!
Billy*



No. 1073 W "027"
SERIES REMOTE
CONTROL FREIGHT
TRAIN OUTFIT. Six-
wheel drive Pennsylvania
streamline locomotive favorite, now
in an exceptionally low-price train
set. Outfit consists of: No. 1668E
Locomotive, No. 1689T Tender, No.
1679 Box car, No. 1680 Oil car, No.
1682 Caboose, eight sections of No.
1013 curved track, two sections of
No. 1018 straight track, Lockon and
No. 1030 combustion whistle
controller and transformer. Train is
44 inches long. Track supplied
forms an oval 27 by 35. **\$11.75**
inches.
No. 1073E. Same as No. 1073W,
but without built-in whistle. Outfit
includes No. 1029 speed-
control transformer. **\$7.95**



A transformer is included with this outfit and there is nothing else to buy in order to start train operations, thus making this number one of the most economical of all Lionel trains.


LIONEL TRAINS

*The Only Trains in the World
with BUILT-IN Railroad Whistles*


LIONEL TRAINS

WHISTLE!
REVERSE!
UNCOUPLE!
LOAD!
UNLOAD!

BY *Electric*
REMOTE CONTROL




"027" SERIES




No. 1089E
\$12.75

REMOTE CONTROL FREIGHT OUTFIT. New 6-wheel drive steam-type locomotive with remote control couplers. Outfit consists of Locomotive, tender, box car, oil car, caboose, 8 sections of curved track, 3 sections of straight track, track set, Lockon and Transformer. Train measures 44 inches. No. 1089W. Same as No. 1089E, but with built-in whistle and No. 1040 combination transformer and whistle controller. **\$16.50**



No. 1087E
\$9.95


REMOTE CONTROL FREIGHT OUTFIT. 4-wheel drive locomotive with a focused headlight. Outfit consists of Locomotive, tender, box car, oil car, caboose, 8 sections of curved track, 2 sections of straight track, Lockon and Transformer. Train is 44 inches long. Track supplied forms an oval 27 by 35 inches. No. 1087W. Same as No. 1087E, but with built-in whistle and No. 1040 transformer and whistle controller. **\$13.75**



No. 1091E
\$15.75

REMOTE CONTROL FREIGHT OUTFIT. New, 6-wheel drive steam-type locomotive and four cars, all with remote control couplers. Electric dump Locomotive, tender, box car, oil car, Dump car, Caboose, Unloading bin, 8 sections curved track, 5 sections of straight track, track set, Lockon and Transformer. Train is 51 inches long. Track forms oval 27 by 35 inches. No. 1091W. Same as No. 1091E, but with built-in whistle and No. 1040 combination transformer and whistle controller. **\$19.50**

"027" TRACK



Straight track is 8 3/4 inches long. Curved track is 9 1/2 inches long.
No. 1013 "027" Curved Track. **\$1.15** Ea.
No. 1018 "027" Straight Track. **\$1.15** Ea.

"027" SWITCHES

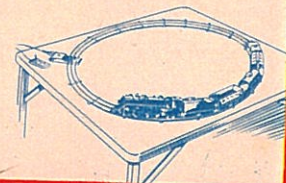


No. 1121 REMOTE CONTROL SWITCHES. One right and one left, complete with remote controls and connecting cable. Per pair. **\$6.75**
No. 1024 hand operated. Per pair. **\$2.75**

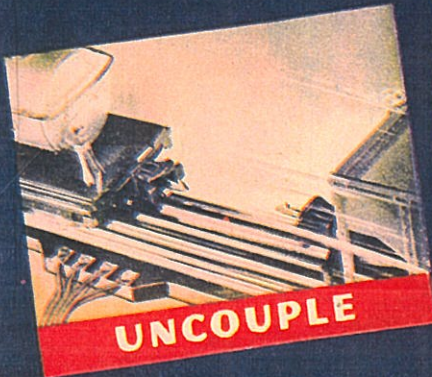
NEW SCALE MODEL "OO" GA. OUTFIT

No. 0080. Locomotive, Tender, Box car, Oil car, Coal car, Caboose, 11 sections curved track, 4 sections straight track, curved connection track, controller. **\$35.00**

No. 0080W. Similar to No. 0080, but with built-in whistle and whistle controller. **\$39.75**



20




UNCOUPLE



LOAD




UNLOAD




\$27.50

No. 185W. REMOTE CONTROL FREIGHT TRAIN WITH WHISTLE. Six-wheel drive locomotive. Remote control electric dump car and unloading bin. Outfit consists of Locomotive, Tender, Floodlight car, Oil car, Dump car, Caboose, Unloading bin, 8 sections curved track, 3 sections straight track, track set, Locken and a Remote Control for whistling and reversing. Train is 51 3/4 inches long. Track supplied forms an oval 50 by 30 inches.



\$12.75

No. 175E. REMOTE CONTROL FREIGHT OUTFIT. Sturdily constructed all-steel locomotive with a piercing headlight and eight-wheel tender. Cars have electric couplers. Locomotive, Tender, Lumber car, Oil car, Caboose, 8 sections curved track, 1 section straight track, Track set, Locken and Controller. Train is 42 inches long. Track supplied forms an oval 40 by 30 inches. No. 175W. Same as 175E, but with built-in whistle and whistle controller. \$16.50.



\$13.75

No. 176E. REMOTE CONTROL PASSENGER TRAIN. Three new, 12-inch, illuminated passenger cars, with electric couplers, hauled by the fleet No. 259E steam-type locomotive. Outfit consists of interesting detail and have removable roofs. Locomotive, Tender, two passenger cars, observation car, Controller. Train is 49 1/4 inches long. Track supplied forms an oval 40 by 30 inches. Type "L" Multivolt Transformer will operate No. 176E.



**No. 299W
\$16.50**

**No. 177E
\$14.75**

No. 177E. "O" GAUGE REMOTE CONTROL FREIGHT TRAIN OUTFIT. A heavy-duty "O" Gauge motor supplies the power for this realistic 0-wheel drive locomotive. All cars are enamelled and have electric couplers. Outfit consists of Locomotive, Tender, Gondola car, Oil car, Caboose, 8 sections curved track, 3 sections

No. 299W. REMOTE CONTROL STREAMLINE TRAIN. Authentic reproduction of the yellow and golden-brown Pride of the West, the Union Pacific's "City of Denver." Equipped with built-in, remote control whistle.



Equipment for LIONEL TRAINS

ELECTRIC REMOTE-CONTROL ELEVATOR



No. 97. At last, Lionel has created an accessory which will actually load model freight cars by remote control! Imitation coal placed in a well in the base of this structure is scooped up by a series of buckets traveling on an endless chain. The chain-conveyor lifts the buckets to the top of building where they are turned upside down, dumping their contents into the loft.

When the gate is opened the contents of the loft pours down through a chute into your waiting freight car. A half pound of imitation coal is included.

\$6.95


No. 96. Similar to No. 97 but with Endless Chain Buckets operated by means of hand crank **\$4.75**



AUTOMATIC CROSSING WATCHMAN


WAVES FLAG WHEN TRAIN APPROACHES. No. 1045. For any track except "00". When train approaches, watchman waves his flag up and down. When train has passed, action ceases. Entirely automatic in its operation. Watchman is moulded and hand painted. **\$2.75**

"O" GAUGE FREIGHT CAR SET




No. 801 "O" GAUGE FREIGHT CAR SET. Complete with electric couplers, special coupler-actuating track and remote control. Outfit consists of No. 2654 Oil car, No. 2655 Box car and R. C. S. track set. **\$6.75**

LIONEL TRACK



MADE BY DOUBLING THE FLANGE (an exclusive Lionel patent). This method of manufacture so strengthens the track that were a person to stand on it, it would not bend. Each section is perfectly insulated and tested. One end of each section has three steel pins which fit into the adjoining section. A connecting clip which holds tracks firmly locked is included with each section. Because of its height, "O" gauge track, switches and crossovers cannot be used with corresponding "027" equipment. Straight track is 10 inches long. Curved track is 10 1/2 inches long. OC Curved Track, \$1.20. OS Straight Track. **\$2.00**

AUTOMATIC GATEMAN

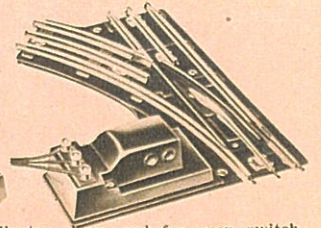


\$3.95

No. 45N. For Any Track Except "00" Gauge. When locomotive draws near, door swings open, gateman rushes out swinging an illuminated lantern. After last car has passed, gateman returns to his shack and door closes. Action is entirely automatic.

REMOTE CONTROL SWITCHES

Electric **\$11.50**
Per Pair




Signal light indicator shows red for open switch, green when switch is closed. Light changes as switch changes position. The remote controls contain realistic hand lever and a duplicate set of remote-control color light indicators. Built-in device automatically throws switch to correct position when train approaches in reverse direction, preventing derailment. No. 022 "O" GAUGE REMOTE CONTROL SWITCHES. (Pair—one right and one left.) 10 1/2 inches long. Each switch includes cord, bulbs and remote controls. Per pair **\$11.50**

No. 042. "O" Gauge Switches. Similar to No. 022, but operated manually. Price **\$6.95** per pair

No. 47
\$4.95


AUTOMATIC ILLUMINATED DOUBLE ARM CROSSING GATES



For any track except "00" Gauge

Automatic, illuminated crossing gates that include both pedestrian and vehicular arm extensions. As a train approaches, the scissor gates lower automatically and the tiny red, warning lanterns are illuminated. When the train has passed the gates rise and the lights are extinguished. Base measures 16 by 3 1/2 inches. Long arms measure 6 inches. Furnished complete with No. 41 Contactor and connecting wires.


REMOTE-CONTROL TRACK SET



R. C. S. REMOTE-CONTROL TRACK SET. With this special section of 4-rail track it is possible to operate electric couplers and electrical tilting dump cars by remote control. Mounted section of "O" gauge track is 10 inches long. Two-button remote controls and 30 inches of connecting cable are **\$1.50** included.

22

Boy, oh Boy! Just look at these big
HEAVY DUTY STEEL TOYS




Your choice
\$1.00


21 INCHES LONG

Billy says: "You're right up-to-the-minute with this latest model bull-dog front, 'cab-over-engine' type trucks. The size will amaze you—21 ins. long. Made of heavy gauge steel, finished in bright enamels. Choice of Stake Truck, Dump Truck and Motor Bus.

No. BR80



No. BR81




No. BR83

Wolverine LOCOMOTOR

What makes it go? No key—no battery—no winding. Still this 17½-in. Locomotor speeds along, bell ringing loudly.

95c



No. BR82

Wolverine SPEEDAWAY BUS

This 14¼ in. streamlined bus is also powered by a mystery motor—no key—no winding. Runs a great distance. What makes it go?

50c

Whee! Plenty of action play for each of these toys has realistic equipment!

BIG STEEL TRUCKS

Extra play value, for there's a shovel with your dump truck, a hand truck with the stake truck and play cartons with delivery truck. Dump and stake trucks 16 ins. long, delivery truck 17½ ins. long. All are made of heavy steel, finished in colorful enamels and have black wood wheels.

Your Choice

50c





Whee! Look at this big streamlined auto! say Billy and Ruth

\$11.95

No. BR84

"Boy! Can you picture yourself speeding down the street in this big streamlined auto?" says Billy. "It's really a year ahead of other toy autos. You'll have the last word in class and speed with this."



42½ Ins. Long

Just the size for drivers 3 to 6 years of age. 17½ inches wide. Fenders are a part of body—all of heavy steel—no rattles. Glistening red, baked-in enamel finish with ivory trim. Wheels are 10-inch double-disc with ¾-inch rubber tires and big nickel-plated hub caps. French bulb horn is nickel plated. Has front bumper, windshield, adjustable rubber pedals, radiator ornament and dummy headlights built into front fenders.



\$8.95

No. BR85

Zip and Speed—Color and Beauty!

For children 2 to 5 years. Tough steel fenders and body are one piece. 35½ ins. long; 16 ins. wide. Artillery-type wheels, ⅝ in. rubber tires. Windshield, bulb horn, streamline dummy headlights. Maroon baked enamel, ivory trim.

VELOCIPEDES

All Wheels Have Ball-Bearings and Bicycle-Type Spokes

Chromium Handle Bars

12-INCH SIZE
\$7.95

16-INCH SIZE
\$8.95

20-INCH SIZE
\$9.95



No. BR86

Tubular Frame

ender over front wheel. Heavy rubber tires. Bicycle-type fenders. Double coil spring, adjustable saddle. Rear platform. Baked-on enamel finish.



This Speedy
SCOOTER
\$3.45

Roller-Bearing Wheels. Exceptionally well made, for happy, healthful exercise. 39 ins. long; 33 ins. high. Fork and platform of heavy gauge steel. 10 in. double disc steel wheels with ¾ in. rubber tires. Rubber mat, brake and parking stand. Red baked enamel finish with ivory wheels.

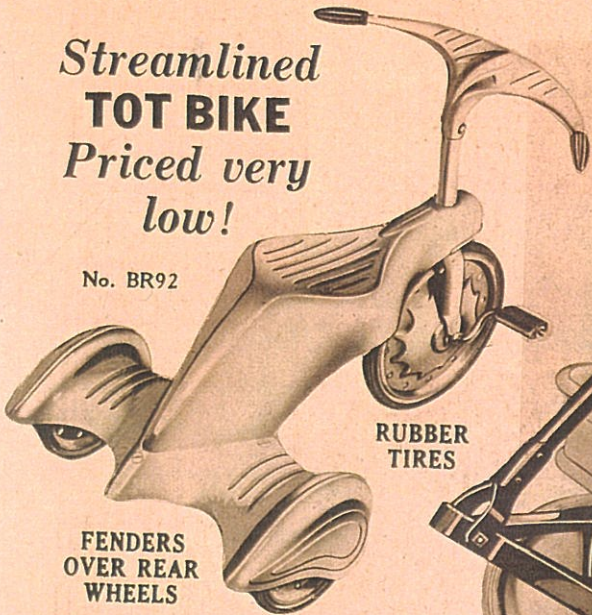
Roller Bearing Wheels
Foot Brake
Parking Stand

No. BR87

24

**Streamlined
TOT BIKE**
Priced very
low!

No. BR92



**RUBBER
TIRES**

**FENDERS
OVER REAR
WHEELS**

Billy and Ruth say: "This will bring joy to any little tot up to 2½ years of age. Streamlined—right up-to-the-minute. Beautiful red and ivory finish. Skirt fenders over rear wheels provide a step deck for extra passenger. Rubber-tired artillery wheels, rubber pedals and handle grips.

A beautiful STEEL WAGON

**BRIGHT
RED
FINISH**

Billy says:
"It goes like
a streak! And the
price will surprise you!"



BODY SIZE
33½ x 15 x 3¾ Ins.

**ROLLER
BEARING
DISC
WHEELS**

What a wagon! What speed! You'll win every race with it. Roller bearings make it run not only fast, but smooth. Has 8-inch double disc steel wheels with big hub caps and ¼-inch rubber tires. Heavy steel undergear and tubular steel tongue. Finished in red enamel.

No. BR89

**STEEL
WAGON**
any small
child will love

Sturdy steel body
10 x 9½ x 3 ins. 5
in. disc steel wheels
with ½ in. rubber
tires. Red
enamel e l e c t
finish.



*Our price
is low!*

No. BR90

*Fun and healthful exercise
for the kiddies!*

FLASH-MOBILE

No.
BR91




\$2.95

"It's great," said Billy and Ruth when they tried this. "You can race along at a fast clip—the faster you operate the handle, the sturdier the frame. Red enameled disc steel wheels with ½ in. rubber tires. Length 31 ins.

Dandy, low-priced
**TUBULAR
VELOCIPEDES**

**12-INCH
\$4.98**
**16-INCH
\$5.98**
**20-INCH
\$6.98**



No.
BR88

*Ball-Bearing
Front Wheel*

Never before such big features at such low price

- STREAMLINED TUBULAR FRAME.
- DEEP CROWN FENDERS.
- ADJUSTABLE, COIL-SPRING SADDLE.
- ADJUSTABLE HANDLE BARS.
- WIRE WHEELS WITH RUBBER TIRES, RUBBER PEDALS, REAR PLATFORM, BEAUTIFUL COLORED ENAMEL FINISH.

