


WHOOPIE! THREE CHEERS FOR CHRISTMAS and the NEW LIONEL TRAINS!



WOO WOO WOO WOO WOO




Passenger outfit hauled by six-wheel Pennsylvania Railroad 'locomotive'. The built-in whistle, is operated by remote control. The outfit includes Tender, Pullman Observation car, 8 sections of track, 2 sections of straight track, Lockon and Transformer. Train is 37 1/2" long. Track forms oval 27 1/2" by 36 inches. No. 1174W. Price \$12.50
 Same as No. 1174W, but without whistle. No. 1174. Price \$8.75

Six-drive wheel locomotive heads this freight train. Complete remote control operation. Outfit includes a Locomotive, Tender, Box car, Oil Tank car, Caboose, 8 sections of curved track, 2 sections of straight track, Lockon and Transformer-whistle-controller with built-in circuit breaker. Train is 44" long. Track supplied forms an oval 27 1/2" by 36 3/4". No. 1073W. Price \$12.25
 Same as No. 1073W, but without built-in locomotive whistle. No. 1073. Price \$8.50

SELLERS - DON'T MISS THIS ONE - IT'S A HONEY!


No. 902B "0" Gauge Pennsylvania Switching Engine and Tender car for Tubular track. Complete in every detail. Equipped with built-in electrically operated locomotive bell which tolls realistically as long as power is applied. May be disconnected by means of a special switch. Equipped with electric couplers, on pilot and tender, which may be actuated on any style of track at any time. Stopping back tender has a working back-up head-light and pilot lights. Driving gear simulates the internal Stephenson valve gear used by the parent Pennsylvania switcher for reversing. Cab and boiler are die-cast in hardened steel dies. The engine receives tremendous power through a precision-cut worm gear and a heavy duty A.C.-D.C. motor. A controller is included. For use with 2651, 2750 and 2900 series cars. Consists of: No. 227 Locomotive, No. 2227B Tender, and No. 169X Controller. Price \$27.50




LIONEL

The Perfect Christmas Gift for your BOY

Here it is! A realistic looking steam engine and tender with a string of brightly finished freight cars. Equipped with a built-in, remote control locomotive whistle which sounds out any red railroad whistle signal at the touch of a button. Train will go backward or forward any time, any where you command. Outfit is complete and ready to run—nothing else to buy. Outfit consists of: Steam-type Locomotive, Tender, Box car, Oil car, Caboose, 8 sections of curved track, 2 sections of straight track, Lockon and Transformer-Whistle Control. Train is 42" long. Track forms an oval 27 by 36 inches. 1087W \$13.75



A six-drive wheel locomotive hauls freights, equipped with electro-magnetic couplers. At the touch of a button, you can uncouple any car from the train; another governs the forward or reverse action; another controls a built-in locomotive whistle which can give any signal of the official railway code. Outfit consists of: Locomotive, Coal fitted tender, Gondola car and barrels, Oil Tank car, Scale detail Caboose, 8 sections of curved track, 3 sections of straight track, Special track set, Lockon and Transformer-Whistle Control. Train is 44 inches long. Track forms an oval 27 by 45 inches. No. 1185W \$19.50



Features like those that are included in this outfit will make your miniature railroad most realistic: Six-drive wheel, scale detailed engine with new, realistic tender. Two remote control, electro-magnetic couplers built into each car. Available with built-in, electric, remote control locomotive whistle. Large, enameled, illuminated caboose. A heavy duty motor supplies power for this six-drive wheel locomotive with built-in whistle. Cars have electric couplers. Outfit consists of Locomotive, Tender, Gondola car, Oil Tank car, Illuminated Caboose, 8 sections of curved track, 3 sections of straight track, Lockon and whistle-controller. Train is 43 1/4 inches long. Track forms oval 51 1/2 by 30 3/4 inches. No. 841W \$15.75



Type "Q," Trainmaster Transformer is recommended for the operation of this outfit.

42.50



Boy oh boy, what a beauty this new realistic Lionel outfit is! Authentic quarter-inch scale model from end to end. Realistic, built-in, deep-toned, electrically operated locomotive bell. Engine and tender have amazing remote control couplers, which can be operated anywhere in layout without special track or attachments. Electro-magnetic couplers. Illuminated caboose. Tender has a built-in electric bell. Relay couplers are built into the pilot of locomotive and tender. Outfit consists of: Switching Engine, Tender, Scale proportioned Box car, Oil Tank car, Illuminated Caboose, 8 sections of curved track, 3 sections of straight track, Special track set, Lockon and controller. Train is 49 inches long. Track forms an oval 51 1/2 by 30 3/4 inches. No. 251B

Type "H," Trainmaster Transformer is recommended for the operation of this outfit.

DAD will move on buying this one!

20




TRAINS


Timeo Gift



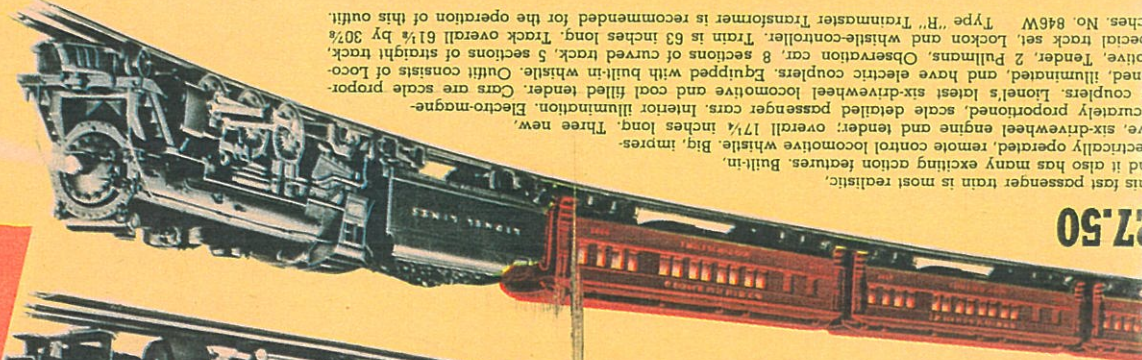
Inagine owning a miniature train which performs like those of the real railroads. Cars can be uncoupled from the train. A built-in locomotive whistle can be made to go forward or backward. And it can also go as slow or as fast as you want. All these actions and features are operated by remote control—merely press that button. Outfit consists of: Locomotive, Tender, box car, Gondola car, Caboose, 8 sections of curved track, 3 sections of straight track, special track set, Lockon and Multi-control transformer. Train measures 42 inches long. Track forms oval 27 by 45 inches. No. 1089W \$13.50



Now here is an outfit with all of the latest features—uncoupling, unloading and loading in a train which is capable of forward or reverse action. . . . Never has an electric train been made with so many play features! Outfit consists of Locomotive, Coal Tender, Unloading Dump car, Oil car, Electric Floodlight car, Scale proportioned Caboose, Coal elevator with electrically operated bucket conveyor and electric controls for loading of cars. Unloading bin, one pair electric switches, 10 sections of curved track, 5 sections of straight track, Special track set, Lockon, and a Transformer-whistle-controller with built-in circuit breaker. Train is 51 1/2 inches long. No. 1195W \$32.50



This outfit has the engine which you've seen so often at the freight yards—usually used to shunt freight cars from one track to another. Outfit consists of four-drive-wheel engine, similar to the popular Pennsylvania Be Switcher. Tender and cars have remote control couplers. Outfit consists of Locomotive, Tender, Box car, Gondola, Caboose, 8 sections of curved track, 5 sections of straight track, Special track set, a Transformer and Lockon. Train is 43 inches long. Track supplied forms an oval 27 by 45 inches. No. 1059 \$16.75



his fast passenger train is most realistic. It also has many exciting action features. Built-in electrically operated, remote control locomotive whistle. Big, impressive, six-drive-wheel engine and tender: overall 17 1/2 inches long. Three new, accurately proportioned, scale detailed passenger cars. Interior illumination. Electro-magnetically operated couplers. Locomotive and coal filled tender. Cars are scale proportioned, illuminated, and have electric couplers. Equipped with built-in whistle. Outfit consists of Locomotive, Tender, 2 Pullmans, Observation car, 8 sections of curved track, 5 sections of straight track, special track set, Lockon and whistle-controller. Train is 63 inches long. Track overall 51 1/2 by 30 3/4 inches. No. 845W Type "R" Trainmaster Transformer is recommended for the operation of this outfit.



21



29.50

Here's my "Billy's Favorite"

This big, long freight outfit is Billy's choice. It has an accurate, six-drive-wheel engine. New, scale auto car and caboose. Built-in remote control whistle. Electric log car and dump car. Electric couplers throughout. Cars that can be unloaded electrically, an operating crane. Electric couplers and built-in whistle make this outfit unusually attractive. Outfit consists of: Locomotive, Tender, Electric Lumber car, new Automobile car, Electric Dump car, Crane car, Illuminated Caboose, 8 sections of curved track, 3 sections of straight track, Special track set, Lockon and whistle-controller. Train is 59 inches long. Track forms oval 51 1/2 by 30 3/4 inches. No. 845W Type "R" Trainmaster Transformer is recommended for the operation of this outfit.

MAKE YOUR TRAIN OUTFIT COMPLETE WITH THESE AMAZING TOY ACCESSORIES
SAYS BILLY

a AUTOMATIC BASCULE BRIDGE

Accurately modeled. Swings open and closed by remote control, at the touch of a button. 2 1/2 inches long. 9 1/4 inches high. No. 313 Price \$11.95

b AUTOMATIC GATEMAN

When train draws near, door swings open and gate-man rushes out swinging lantern. When train has passed, gate-man returns to shack and door closes. No. 45N Price \$3.95

c ELECTRIC LUMBER LOADER

Picks up logs from receiving bin and drops them onto loading platform. At touch of a button, logs are re-leased from loading platform into a waiting car. No. 164 Price \$9.50

d ELECTRIC LUMBER CAR

Nickel-plated stakes fold away and bottom of car tilts at touch of re-remote control button. Electric couplers. Logs and bin included. For use with HCS or No. 1019 track. No. 3651 Price \$3.95

e AUTOMATIC CROSSING GATE

As train approaches, red warning light is illuminated and gate is lowered. When train has passed, light is ex-tinguished and gate rises. For "0" or "0-27" track. No. 152 Price \$2.75



f AUTOMATIC ROAD SIGNAL

As train approaches, signal flashes alternate red warning lights. Flashing stops when train has passed. Suit-able for any gauge track except "00" and Standard. No. 154 Price \$2.50



TRAINMASTER TRANSFORMERS

Type "R"—115 Volts, AC, 60 Cycles, Capacity 100 Watts. Two independent circuits. Price \$8.95
 Type "Q"—115 Volts, AC, 60 Cycles, Capacity 75 Watts. Control knob regulates voltage output. Price \$5.95
 Type "M"—Multivolt Transformer—115 Volts, 60 Cycles, AC, Capacity 75 Watts. Four binding posts provide wide range. Price \$3.75



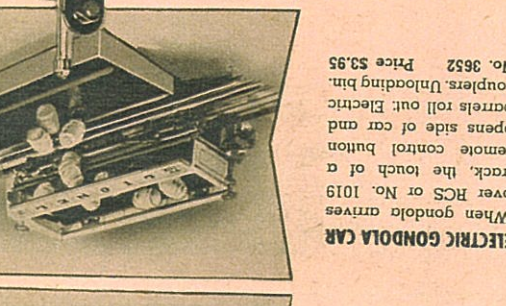
AUTOMOBILE CAR
 No. 2758
 Excellently detailed. Electric couplers. "0" gauge. Price \$4.00
OIL TANK CAR
 No. 2755
 Scale proportioned. Electric couplers. "0" gauge. Price \$4.00
ILLUMINATED CABOOSE
 Deep, reclined red finish. Illuminated and equipped with electric couplers. "0" gauge. No. 2757 Price \$4.00

e REMOTE CONTROL MAGNET CRANE

Built-in, electric motor raises block and tackle. Boom may be raised or lowered by means of wheel at rear of cab. Remote controls include knob for magnetizing metal block; button for revolving cab and buttons for raising or lowering block and tackle. No. 165 Price \$8.95

f ELECTRIC COAL ELEVATOR



Coal in base is scooped up by buckets and dumped into loft. Remote controls operate endless chain and the gate of a chute on the inside of loft. Artificial coal is included. No. 97 Price \$8.50



ELECTRIC DUMP CAR
 By remote control, car can be tilted to unload coal. Sack of coal and unloading bin included. For use with HCS or No. 1019 track. No. 3659 Price \$3.95
ELECTRIC GONDOLA CAR
 When gondola arrives over HCS or No. 1019 track, the touch of a remote control button opens side of car and barrels roll out. Electric couplers. Unloading bin. No. 3652 Price \$3.95
AUTOMATIC BLOCK SIGNAL
 For operation of two trains on one layout. When second train ap-proaches, red light will flash, delaying it until first train has passed. 9 inches high. No. 153 Price \$3.25

d OPERATING WATCHMAN

When train approaches, watchman waves flag. For "0" and "0-27" track. 7 inches high. No. 1045 Price \$2.00



They may be Beauties - But they sure can take it!

BILLY SAYS-

Here's a 'PIP' of a **SCOOTER** . . .
"This new 'sport model' Scooter, giving an airflow glide, is all the rage", Billy says. "Has semi-inflated tires, tubular steel handle with rubber grips. Has Parking Stand and Brake. Brilliant red with white trim. Length 38 inches, height 34 inches".
ASK FOR 23BR2

NEVER PRICED SO LOW!

Built for speed! Smooth, easy running. Body made of heavy gauge steel in one piece, has rolled top edges for safety. The big rubber tires stay in place on the big, strong rims. Bulged bottom edge for super-strength. Body, 34 inches by 15 1/2 inches.
ASK FOR 23BR3

COASTER WAGON

Ever-popular! One piece body, rounded corners for safety. Body, 20 inches long by 10 inches wide. Big rubber tires. Tots will love it.
ASK FOR 23BR4

WAGON FOR THE LITTLE FELLOW




A SENSATIONAL BUY

BIGGEST VALUE EVER

"A wagon that will thrill your heart", says Billy. "It is ideal for hauling of groceries, laundry, and oh, so many things". Body is 45 inches by 17 1/2 inches. Has SIX 11-inch, double Disc Wheels with big Rubber Tires. Just take the stakes out and you'll have a coaster wagon."
ASK FOR 23BR1

OVERSIZE FARM WAGON



BIG AND STRONG. A WAGON. LOAD OF FUN...

DUAL WHEELS

ANY AT IT THE PRICE

"THE MOST POPULAR BOY IN THE NEIGHBORHOOD"



You'll want this **BILFOLD** A dandy wallet with your name on it for only 25c in Stamps or Coin. Write to Billy and Ruth, Box 333, Philadelphia, Pa.




This is a good-looking Bank 100. It's a bit smaller than the one shown, but just as practical. It has four removable compartments, plus an extra compartment for stamps and trinkets. Complete with lock and key. Has a card with 25 printed labels.

ASK FOR 24BR4

It's great fun to learn to save and this well bank with its six trays all neatly arranged. Will help you keep a record of everything you save for. It has six separate compartments with removable covers. It is made of sturdy metal and has a lock and key. Has a card with 48 tiles to label the boxes for saving.

ASK FOR 24BR3



BUDGET BANKS 1.00

Think of the hours of fun in store for you with this set. Contains 12 large bars modeling clay, in lots of colors, 8 moulds, 1 bag plastic dots for marking eyes, buttons, etc., 1 rolling pin, 1 large sculpture stick, a quantity of wood dowels, 2 instruction folders. You can re-mould the clay over and over.

ASK FOR 24BR5



50c

"Just the thing for the student." Gosh, you'll just love to do your home work now. It makes a dandy typewriter desk, too. The two compartments are real handy for safe keeping of your many papers. It has a space for your pen or pencil. Look at the way the bench is made, and it will help you retain good posture. It's sturdy—

ASK FOR 24BR1

COMBINATION DESK AND TYPE-WRITER TABLE WITH BENCH

"You'll always have the right answer with this good-looking adding machine. It will help you a lot with your regular school work at the same time. It will improve your work. You just can't be without this.

ASK FOR 24BR6

ADDING MACHINE


1.00



The large writing space on this desk, makes it ideal for everyone. It has two side drawers and the top one has a lock, for safe-keeping of your 'treasures'. There are large pigeon hole compartments under the easy-sliding roll top. The six full-length legs on the desk make it exceptionally strong. That dandy chair is sturdy and well made. You'll feel as important as Dad

ASK FOR 24BR2

ROLL TOP DESK AND CHAIR



READING RITING

$4 \times 5 = 20$

$\frac{1}{5} \times \frac{1}{6}$

