
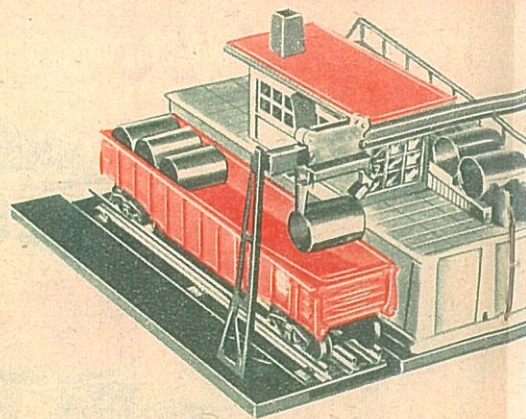



# SEE LIONEL'S EXCITING NEW ACC



**NEW No. 464 Operating Lumber Mill**—Here's a real-as-life buzzing lumber mill. Logs are placed in entry bin manually or by Lionel's operating log car and are conveyed into mill by remote control. Then they come out the other side as dressed lumber. Logs, dressed lumber and controller included. Dimensions: 16½" by 6", 6" high.



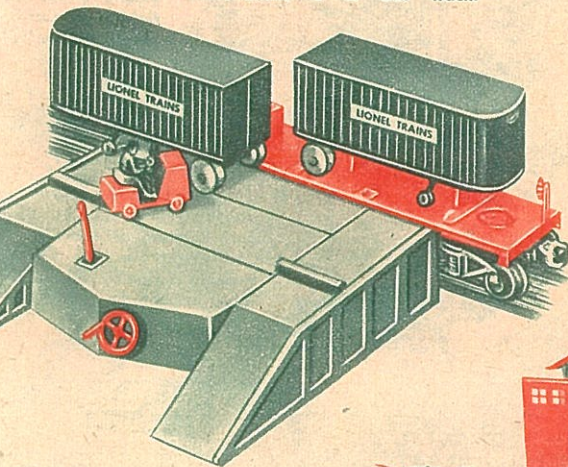

**NEW No. 342 Operating Culvert Loader**—This set loads culvert pipes into a special gondola by remote control. Travelling crane picks up sections one at a time and drops them into car. Set includes station, special gondola, culvert pipes and controller. Station measures 11½" by 10", 6" high. Car 10½".




**NEW No. 111 Trestle Set**—This set contains 10 large piers (all the same size). Can be used to extend the No. 110 set of graduated piers. For use with Magne-Traction locos. Either "O" or "O27" track.

**No. 110 Graduated Trestle Set**—A complete set of 24 graduated piers that will make an overpass and a number of other overhead arrangements. For use with Magne-Traction locos. "O" or "O27" track.


**NEW No. 3650 Searchlight Extension Car**—Perfect for raiiside work. The powerful searchlight can be removed from car. Current is fed to light from wire on rotating cable reel in center of car. Cable can be wound and unwound by hand crank. Car is 9½" long.




**No. 460 Piggy Back Transportation Set**—Hand crank and lever on platform makes tiny lift truck move miniature trailers on or off car. This set includes platform, trailers and special flat car.



**No. 450 Operating Signal Bridge**—Spans two tracks. Passing train changes lights from green to red to warn following train. Contactor is included. Measures 10½" wide, 7¾" high.




**No. 145 Automatic Gateman**—As train approaches, gatekeeper rushes out swinging lantern. When train has passed he goes back in and door closes. Contactor included. Measures 5¾" by 7", 4½" high



**No. 395 Floodlight Tower**—Contains four swivelled spotlights that can be turned individually in any direction. 5" by 5", 11½" high. Wire included.

**No. 494 Rotary Beacon**—Throws a red beam in one direction, green in the other. "Vibrator" action rotates light head constantly. Measures 11¾" high. Wire included.



**NEW No. 257 Wayside Station with Horn**—Diesel horn can be sounded at will by push-button control. Powered by dry cell battery contained in station. Measures 15" by 5", 5½" high.




**No. 155 Blinking Signal with Bell**—Twin red lights flash and bell rings as train approaches crossing. Action stops when train has passed. 8¼" high.

**NEW No. 253 Automatic Block Signal and Control**—Will stop a train for a period that can be adjusted by a lever in base. Releases train as light changes from red to green. Height 7".





# ACCESSORIES, CARS & MOTOR UNITS




**No. 41 Army Gas Turbine**—A real red-hot yard goat! This is an ideal addition to any model train set for switching work. Operating knuckle couplers on both ends. 7½" long.

**NEW No. 51 Navy Yard Switcher**—A brand new switcher now in use by the U. S. Navy. Excellent for yard classification work. Operating knuckle couplers on both ends. 7½" long.


**NEW No. 3356 Operating Horse Car**—Horses move in and out of car by remote control. They can also be maneuvered by the use of gates into a central part of the corral where a simulated drinking pool is located. Set includes horses, car, controller and corral. Corral is 12" by 5¾". Car is 11¼" long.




**NEW No. 465 Sound Dispatching Station**—You can announce trains—start and stop them—right from your microphone! Station contains loudspeaker you can talk through—button on "mike" will stop and start trains anywhere on the layout. Illuminated station shows Dispatchers at control board. Measures 11" by 8".



**No. 6414 Evans Auto Transport Car**—This Lionel auto transport car comes with four removable, precision scale model autos right on board. Car is bright red, with black and gold insignia. Measures 11" long.




**No. 6560 Wrecking Crane**—Two separate hand-wheels. One raises and lowers boom, the other raises and lowers hook and pulley. This crane car is 7¾" long.




**No. 3359 Operating Twin-Bin Dump Car**—Two separate dump units operate in sequence by remote control. Includes bag of coal, controller and receiving bin. 11½" long.




**NEW No. 3494-275 "State of Maine" Operating Box Car**—Little trainman pops out of door by remote control. Brilliant red, white and blue markings. Length 10½".



**No. 3662 Operating Milk Car**—Touch of a remote control button makes trainman bring milk cans out on platform. Platform, cans, are included. 10¾".




**No. 317 Trestle Bridge**—A wonderfully designed span for rivers and canyons. All steel. 24" long, 4¾" wide, 5¾" high.





**No. 140 Banjo Signal**—As train approaches, red light goes on and banjo arm swings back and forth. When train passes action stops. 7½" high.

**No. 71 Lamp Post**—An imposing lamp post for villages or stations. Real light on top. 6" high.




**NEW No. 89 Flag Pole**—Attractive 11" flag pole with group of park benches on the base. Cloth flag and pennant can be raised and lowered by rope.

**No. 151 Automatic Semaphore**—When train passes, blade drops to horizontal position and red light flashes. 9¾" high.



**No. 252 Automatic Crossing Gate**—Approaching train lowers gate, lights go on. When train passes gate resumes position. 9¾" long.

# LOOK TO LIONEL FOR REALISTIC RAILROAD OPERATION

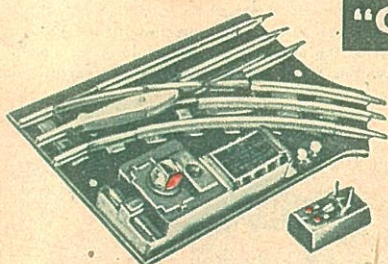


Lionel's **NEW** Streamlined Cars — Beautifully designed streamliners. Interior illumination shows tiny passengers looking out windows. Passenger and Vista-dome cars are 11 $\frac{1}{4}$ " long. Observation car is 11 $\frac{1}{2}$ " long.

In the new, striped design  
 No. 2444 Pullman "Newark"  
 No. 2445 Pullman "Elizabeth"  
 No. 2442 Vista-dome "Clifton"  
 No. 2446 Observation "Summit"

## LIONEL TRACKS - SWITCHES - TRACK ACCESSORIES

### "O27"



No. 1022 Pair Manual Switches



No. 1020 90° Crossover




No. 1023 45° Crossover — new.



No. 6019 R.C. Track Set



No. LTC Lockon with Light.



Straight Track is 8 $\frac{7}{8}$ " long; Curved Track is 9 $\frac{1}{2}$ " long.

No. 1018 Straight Track  
 No. 1013 Curved Track  
 1/2 1018 Half Straight Track  
 1/2 1013 Half Curved Track  
 No. 313-82 Fibre Pins  
 No. 1013-17 Steel Pins

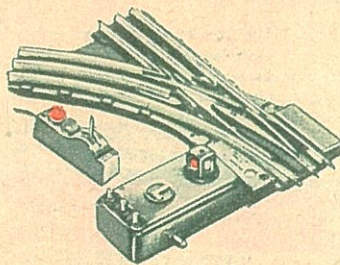


No. 260 Illuminated Bumper. For "O27" and "O" Gauge Track.




No. CTC Lockon, "O27" or "O" Gauge

### "O" Gauge



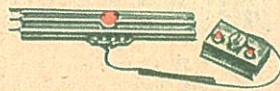
No. 042 Manual Switches. Base locks rails securely in position. Lever turns swivel rail and signal lamp simultaneously.



No. 020 90° Crossover



No. 020x 45° Crossover



No. UCS R.C. Track Set


Non-derailing Remote Control Switches

No. 022  
 No. 022LH Left  
 No. 022RH Right



Straight Track is 10" long. Curved Track is 10 $\frac{7}{8}$ " long. Running rails have doubled, turn-back flanges for extra strength.


No. OC Curved Track  
 No. OS Straight Track  
 1/2 OC Half Curved Track  
 1/2 OS Half Straight Track  
 No. OC-18 Steel Pins  
 No. 011-11 Fibre Pins




### FOR BIG LAYOUTS

No. 760 "O27" Curved Track Sections, wide radius curved track for use with "O" track. Section is 14" long. 16 sections per box.


## GET LIONEL TRAINMASTER® TRANSFORMERS FOR PERFORMANCE!




Lionel ZW 275-Watt 115 V., 60 Cycle, A.C. Transformer — Can operate four trains at the same time on different layouts, plus accessories. Engineer-type throttles control train speeds, inside levers blow whistles and change direction of trains. Has four controlled voltage circuits, two with built-in whistle and directional controls and automatic circuit breaker.




Lionel KW 190-Watt 115 V., 60 Cycle, A.C. Transformer — Here's a really powerful transformer—can operate two trains independently on different layouts, plus accessories! Lever at center blows train whistles, moving left for one, right for the other. Left and right buttons change direction of trains. Built-in circuit breaker.



Lionel TW 175-Watt 115 V., 60 Cycle, A.C. Transformer — Power for operation of train is completely isolated from accessory voltage, so that regardless of the number of accessories used, train speed will not be affected. Right hand throttle controls train speed. Left hand throttle controls whistle and direction. Has built-in circuit breaker.



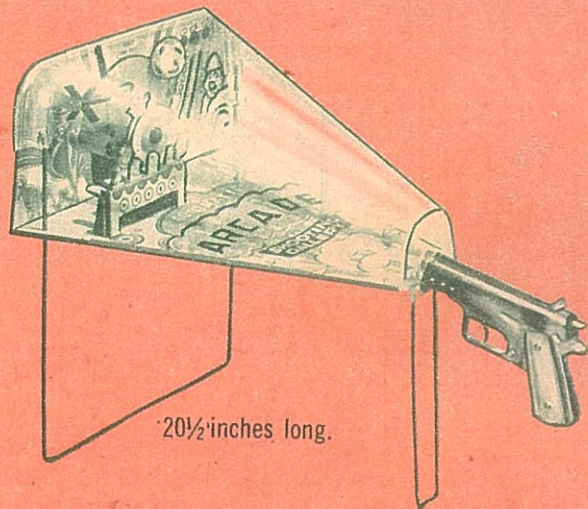
Lionel LW 125-Watt, 115 Volt, A.C., 60 Cycle Transformer — Has recessed, illuminated voltage dial, an extra-wide variable voltage range with easy-grip throttle to control train speed, two fixed voltage ranges for accessories. Green "Power On" light blinks to warn of "shorts." A built-in circuit breaker, of course!



### DOLL HOUSE

A dream of a five room Colonial doll house for style-conscious doll-house-keepers. Each room in bright modern colors and design, tastefully furnished with 30 pieces smartly styled furniture. Four detachable awnings. Steel with all edges turned.

No. 4021 **\$3.98**



20½ inches long.

### MECHANICAL TARGET GAME

An entire shooting gallery in one! Has long-running mechanical duck target, many other clever target features and games. Plastic transparent cover encloses entire game, including steel pellets shot from self-feeding, accurate automatic pistol.

No. G-191 **\$4.98**




### STEEL SERVICE STATION WITH ACCESSORIES

The latest in modern service stations with overhead sliding door. Car injector mechanism ejects cars after grease and repair work is finished. Lots of tools plus five miniature Service Station attendants, 5 cars, 8 decals—just like real!

No. 3467 **\$3.98**

UNION  
HARDWARE COMPANY



A

B

2 amazing values  
in regular size Union  
hardware rollerskates

#### A—No. 5

World's most popular roller skate with famous flexible, lightweight dual extension bar construction. Extending from 8¼ to 10¼ inches. Double race self-contained (18) ball bearing wheels. Bright dust caps, large top clamps, rubber cushioned oscillating trucks, two-piece leather strap.

#### B—No. 106

Features easy sliding, non-bend channel type extension bar extends 7 to 10 inches. Fully enclosed single race 9 ball bearing wheels. Rubber cushioned oscillating trucks for easy steering. One-piece replaceable ankle strap, special "sure grip" toe clamp.

# PLASTICVILLE U.S.A.

## The Original Plastic Village

### TOY TRAIN ACCESSORIES

A beginner's "O" and "S" gauge layout. 14 pieces expertly detailed and scaled. Attractive gift box.

No. 5400 **\$2.98**



### PLASTICVILLE FARM

A real "down on the farm" number for the youngster 5 to 15. Hours of play value. 34 pieces to keep the child's interest. Scaled and realistic.

No. 5603 **\$4.98**



### PLASTICVILLE TURNPIKE

A modern expressway in 12 pieces for the highway-minded folks. In attractive gift style box.




No. 5601 **\$4.98**




### PLASTICVILLE UNION RAILROAD STATION

Scaled replica of the famous union station. A "must" for the complete train layout, 20 inches long. Packed in gift box.

No. 1901 **\$1.98**






198

**DINKIE TRAIN**

Chipper, Billy's friend, sits cross-legged on the floor and operates his little dinkie train with the dime bank by remote control. It's an old fashioned type train and you can make it go backward or forward. By General Molds and Plastics. Ask for 25BR1.



**BILLY SAYS THESE ARE FOR MY ELECTRONIC MINDED FRIENDS!**



Less batteries.

398

**POWER DUMP TRUCK**

Steer this plastic and metal truck left or right by remote control! Put it in forward or reverse. Manually operated plunger from control box dumps it. Powerful battery operated motor. Hauls many times its own weight. Less batteries. By General Molds and Plastics. Ask for 25BR2.

**ANDY GARD**



Less batteries.

798

**ELECTRONIC SHOOTING GALLERY**

Hit the bull's-eye, hear the buzzer, and see the "Hit" sign light up! You're an expert! Battery-powered electric motor drives revolving target. Futuristic plastic gun. Learn shooting skill. Almost 2 feet long. By General Molds and Plastics. Ask for 25BR3.

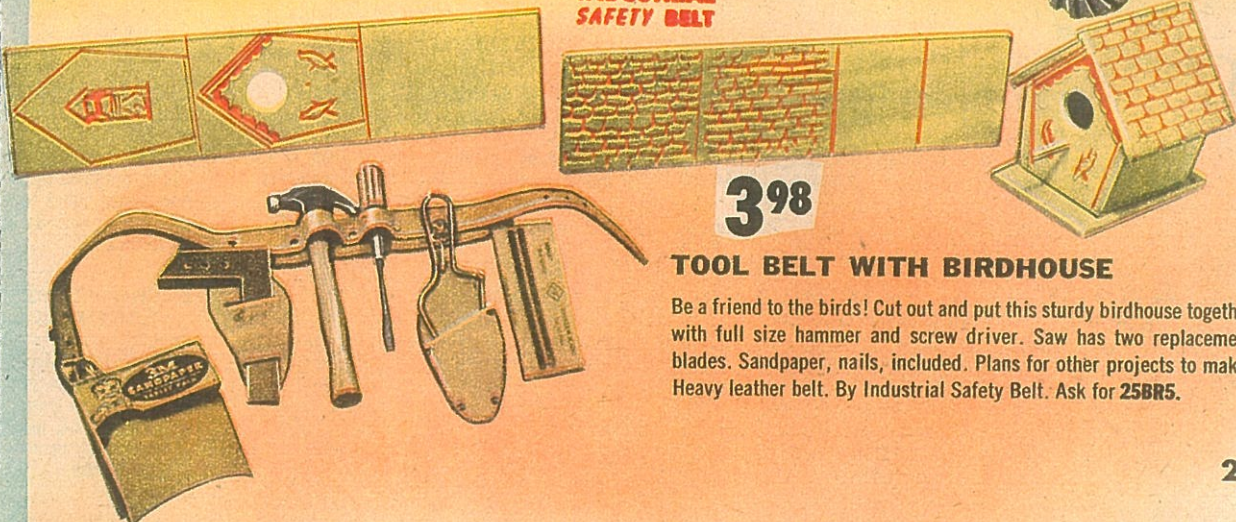


**ELECTRONIC CANNON**

This is ACTION! Swivel the gun mount, raise, lower the barrel by electronic push-button, load and . . . FIRE! Harmless, sponge-nosed missile whizzes into air at target on box. Keep your score high! Heavy steel. Reliable motor. Almost 23 inches long. Less batteries. By Ny-Lint. Ask for 25BR4.

12<sup>95</sup>

**INDUSTRIAL SAFETY BELT**



398

**TOOL BELT WITH BIRDHOUSE**

Be a friend to the birds! Cut out and put this sturdy birdhouse together with full size hammer and screw driver. Saw has two replacement blades. Sandpaper, nails, included. Plans for other projects to make. Heavy leather belt. By Industrial Safety Belt. Ask for 25BR5.

A	B	C
D	E	F
G	H	I
J	L	K
M	N	P
Q	R	S
O	T	U
Y	Z	V
W	X	

HOW MANY LETTERS ARE MISPLACED (21)