

TRAINS

SMOKE AND CHOO-CHOO!
BUILT-IN AIR CHIME
WHISTLE!
REAL TWO-RAIL "T" TRACK!
AUTHENTIC SCALE
MODELING!




20-222 AMERICAN FLYER "PACIFIC" PASSENGER SET (5103WT)
 (Not illustrated)\$42.50
 Packed with railroading thrills — and railroading realism! Not only does this American Flyer scale model passenger train puff real smoke and make choo-choo sounds, but it blows (by remote control) a built-in Air Chime Whistle! Just like real-life Air Chime Whistles — railroading's newest feature — it blows long blasts or short toots with no grinding motor build-up. Set also has two illuminated coaches and baggage car plus 140' of two-rail track and 75-watt transformer. Train measures 4 ft., 2 in. long. Ship. wt. 16 lbs.

SEND FOR FREE CATALOG!

Big 48-page four-color catalog packed with pictures of AMERICAN FLYER TRAINS and GILBERT TOYS. Send to:

F. A. O. SCHWARZ
 745 Fifth Ave., N. Y. C. 22.



H 20-217 OPERATING STOCKYARD AND CAR (771)\$14.95


Fascinating American Flyer automatic accessory! When remote control button is pressed, steers are set in motion and mill about in each pen. Open exit gate and cattle troop up ramp and into car! Move car up, open door and stock file down ramp into pen again! Sturdy, all-metal house and corral fence, colorfully enameled. Car included. Stock Yard is 11" long, 10 1/2" wide, 2 3/8" high. Car 7 13/16" long. Ship. wt. 6 lbs.

GILBERT TOYS ERECTOR



A 19-65 ERECTOR SET (6 1/2)\$12.95

For sheer fun there has never been anything to equal Erector sets! Step-by-step you build exciting models, like Airplane Ride (right) and HUNDREDS of others! Set includes powerful electric motor and more than 350 parts. Hinged chest measures 18" long, 10" wide, 3" high. Ship. wt. 12 lbs.



B 11-36 ALL-ELECTRIC ERECTOR SET. (8 1/2)\$22.50

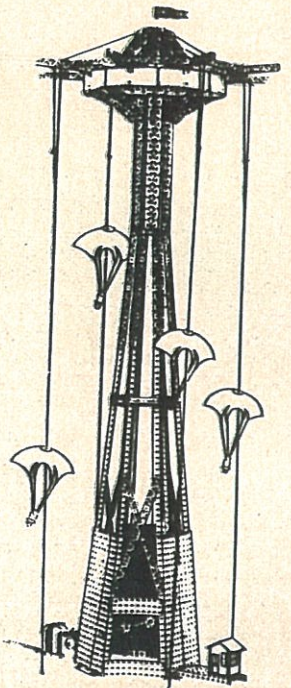
Nearly 16 POUNDS of Erector parts make up this massive set which builds hundreds of interesting models: Ferris Wheels, Derricks, Bridges, etc. Includes 4-speed forward-reverse electric motor and Magic-Twist coupling. Big hinged cover chest is 20 1/4" long, 12 1/4" wide, 2 3/4" high. Ship. wt. 19 lbs.



D 12-3 GILBERT CHEMISTRY SET (7)\$9.95


A perfect Christmas gift! Not only does this set enable user to perform 389 thrilling chemistry experiments, but it tells how, in addition, to do 80 glass blowing experiments! Big, two-compartmented chest stands 11" high and opens to 28 7/8" width. 67 pieces of apparatus and chemicals. Huge instruction book by Prof. Johnson, Yale chemist. Ship. wt. 6 lbs.

Exciting
AIRPLANE RIDE—
 make it with
 No. 6 1/2 ERECTOR!



C 4-20 AMUSEMENT PARK ERECTOR (10 1/2)\$35.00

Literally, an Erector set to last for a lifetime of use! Nearly 25 POUNDS of steel parts—a toy factory in itself! Builds Parachute Jump, Merry-go-Round, Windmill, Airplane Ride, Power Plant, etc., etc. The list is endless. Powerful electric motor included. Big red metal hinged cabinet measures 22" long, 13 1/8" wide, 2 3/4" high. Ship. wt. 28 lbs.




E 4-64 GILBERT MYSTO MAGIC SET (5A)\$9.95

Ingenious, mystifying tricks from all parts of the globe—and you can master them in just a few hours of fascinating practice. Includes Acrobatic Wedding Ring, Multiplying Billiard Balls, Vanishing Rabbit, Magic Keys and many others. Also, make-up kit and magic show poster, plus THREE magic books. A real value! 20 3/8" long, 12 1/2" wide, 2 1/2" high. Ship. wt. 6 lbs.

MARKLIN



SEND FOR THE SPECIAL MARKLIN TRAIN CATALOGUE



G 800

ST 800

Sk 800 N

MS 800

HR 800 N

CCS 800

MARKLIN MINIATURE RAILWAYS Because of the unlimited possibilities of layout design HO gauge miniature railways are a fascinating hobby for young and old alike. We carry a complete assortment of Marklin HO gauge equipment and no matter what type of locomotive the Marklin hobbyist is most interested in, be it steam, electric or diesel, each is represented and each is a story of Beauty, Quality and Performance.

A 12-38 IMPORTED CLOCKWORK TRAIN SET ...\$12.75


A very handsome wind-up train set providing all the fun of model railroading for the pre-electric train age group of 3 to 6 years. It is the only set of its kind combining all the features of reversible spring motor, automatic speed control regulator, brakes, coupling and uncoupling. Engine and tender, oil tank car, box car, gondola car, straight and curve track 18 pieces in all, a starting and stop rail and one pair of switches complete this set. Ship. wt. 8 lbs.



The only TOY TRAIN SET, which has all the following exclusive features:
 Reversible Clockwork
 Automatic Coupling & Uncoupling
 Automatic Speed Regulator
 Automatic Brake


B 20-249 MECHANICAL FREIGHT TRAIN WITH SWITCHES\$5.75

(3 to 6 yrs.) This modern 33" freight train will give a young train dispatcher much pleasure when the wind-up streamlined engine with electric headlight and ringing bell speeds along pulling its tender, box car, gondola car and caboose. This metal train runs on a layout of 10 curved and 4 straight tracks, plus one pair of switches. Ship. wt. 6 lbs.



C 12-32 SPIRAL COASTER (Imported)\$5.95

(5 yrs. up)—Watch the little cars climb the spiral tracks, zip across the span and zoom down the opposite spiral. A new fast-moving miniature railway with speedy action to delight onlookers and operators alike. Its 18 pieces of metal track (14 curved, 4 straight) set up to make a continuous aerial railway with a 3-level spiral on either end. Two 2 3/4" metal wind-up cars are then started on opposite spirals and race each other. Numerous track patterns at ground level are also possible. Ship. wt. 5 lbs.




D 20-257 AUTOMATIC RAILROAD (Imported) ..\$4.95


(4 to 8 yrs.)—Something different in railroading. Two well made wind-up metal cars run in opposite directions over a 50" oval track and yet never meet. A siding prevents collisions automatically! As one car completes the circuit it comes to a stop on its siding. By doing so it releases the other car for its trip and stop and so on for about ten trips before a second re-winding is necessary. Equipment includes for effect "stop" and "clear course" signals. Ship. wt. 5 lbs.



E 4-30 WORK TRAIN (Imported)\$10.95

(6 yrs. up)—A perfect miniature work train of top quality. The stubby diesel type locomotive is powered by a strong wind-up spring driven motor. It has controls for reversing its direction, for stopping and also starting it. It can easily pull the five operating dump cars each with a full load. The 51" oval layout includes 3 hand-operated switches, bumpers, hand-operated turntable and repair shed. Rails are realistically spiked to wooden cross ties. Ship. wt. 5 lbs.





STEAM ENGINES (Age 8 yrs. up)—Steam as a source of power presents a fascinating opportunity for “growing up” play and becoming familiar with it is of educational value too. Believing that there is no substitute for quality, we offer these imported steam engines, roller and machine shop assembly accessories for their fine workmanship and high quality.

A 3-139 STEAM ENGINE (Illustrated) \$26.00
 Mounted on a 10 x 12" metal base. Has 6 3/4" brass boiler with water gauge, safety valve and whistle. Heated by Sterno and generates enough power to operate 15 to 20 small attachments. Sterno pan, funnel and a supply of washers included. Ship. wt. 10 lbs.

B 3-61 STEAM ENGINE (Illustrated) Ship. wt. 14 lbs. \$43.75
 This power plant and boiler are mounted on a 13 x 15" metal platform. The polished 8" brass boiler with whistle, pressure gauge, safety valve, water gauge, and steam valve has a four burner Sterno heater with valve controlled steam line running to oscillating power plant. Equipped with big fly wheel and double pulley for belt use.

3-65 STEAM ENGINE (Not Illustrated) \$18.00
 Mounted on an 8 x 9 1/2" marbled all metal base is the 5" brass boiler with its water gauge, safety valve and whistle. Heated by Sterno. Enough steam will be generated to drive the fly wheel from which power can be transmitted by belt to small working attachments. Sterno pan, funnel and a supply of extra washers included. Ship. wt. 6 lbs.

C 3-68 STEAM ROLLER \$15.00
 After a few minutes with water in the boiler and applying a small amount of heat from the Sterno burner, there will be enough steam pressure to propel this typical all-metal road roller. Has brass boiler, safety valve and whistle. Can be used as stationary steam plant. Measures 8" overall. Ship. wt. 4 lbs.

ATTACHMENTS FOR STEAM ENGINES—All are tiny yet are perfect miniatures of their labor-saving big brothers. Each is mounted on a plastic base, has one moving part, driven by belt attached to power plant. Measure from 2 1/2" to 4 1/2" high.

- D 4-80 POWER HACK SAW**—Ship. wt. 1 lb. \$3.50
- E 4-87 FAN**—Ship. wt. 1 lb. \$1.00
- F 4-78 MILLING MACHINE**—Ship. wt. 1 lb. \$2.85
- G 4-83 GRIND STONE**—Ship. wt. 1 lb. \$1.35
- H 4-85 LINE SHAFT**—Ship. wt. 2 lbs. \$2.95
- J 4-79 LATHE**—Ship. wt. 1 lb. \$3.65
- K 4-82 DRILL PRESS**—Ship. wt. 1 lb. \$2.75
- L 4-81 POWER PRESS**—Ship. wt. 1 lb. \$2.75
- M 4-84 CIRCULAR SAW**—Ship. wt. 1 lb. \$1.35

ELECTRICAL OUTFITS (Imported) (10 yrs. up)—These are excellent battery operated experimental electrical sets for budding “Thomas Edisons” which will help to teach something in an interesting manner about that wonderful subject of electricity. Each set contains a selection of working models mounted on bases, accessories and an instruction book for making many harmless yet interesting and instructive experiments.


N 4-2 ELECTRICAL OUTFIT \$5.75
 Contains induction coil with thriller, electric bell with bell push, switch, plastic reflectors with bulbs, battery tester, wire, insulated staples, battery clips and screws plus a small wrench and screwdriver. Ship. wt. 4 lbs.

P 4-8 ELECTRICAL OUTFIT \$12.50
 Contains same as above plus an electric motor and buzzer signaller. Ship. wt. 5 lbs.

4-27 DE LUXE ELECTRICAL OUTFIT (Not Illustrated) Ship. wt. 7 lbs. \$22.75
 Contains an electric motor with miniature circular saw, double grind stone and fan attachments, generator, Morse code signaller and induction coil with thriller, electric bell with bell pusher, battery and bulb testers, switch, bulb reflectors, wire and tools.




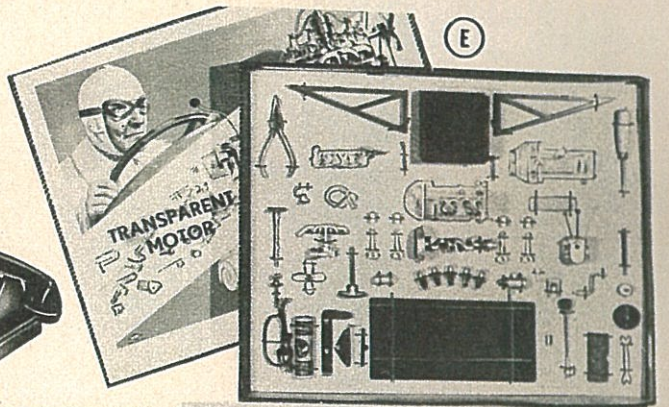



R MAGNET MASTER—(6 yrs. up)—Magnet Master combines the advantages of a construction set and of an art set. It is composed of multi-colored metal pieces which are put together with small vari-shaped magnets. The elements come apart as easily as they are put together so the child is encouraged to build again and again. It gives the child a new medium for his natural desire to make beautiful things.

4-11 MAGNET MASTER Over 100 pieces. Ship. wt. 7 lbs. \$9.95



MAGNET MASTER





A 4-44 SPIRAL AUTO RACE (Imported)\$5.35

(4 yrs. up)—Here are two 4" all-metal, spring-driven, racing cars that tear around this all metal sectional track without jumping the track either on the hair pin turns or overpass. Speedway measures 27" across at widest point. Ship wt. 4 lbs.

B 3-38 OFFICIAL SIGNALLER \$5.75

(8 yrs. up).—For sending and receiving messages by the International Morse Code. Each of the two brown bakelite sending stations can be "rigged" for communication by telegraph, radio signal or blinker light. The "dot-dash" code is conveniently printed on the top of each 7 x 3 x 2" station box. Semaphore signaling, flag and continental code books included, along with 50 ft. of wire. Batteries not included. Requires four. See Below. Ship. wt. 7 lbs.

4-96 SET OF 4 BATTERIES Ship. wt. 2 lbs.\$.50

C 3-121 CAPTAIN VIDEO 2-WAY TELEPHONE \$2.95

The tried and tested string telephone principle has been cleverly adapted to this telephone set. By keeping the 30 ft. of insulated wire taut, sounds can be carried from the plastic disc mouthpiece to the plastic disc receiver at the other end. Lots of fun playing Captain Video! and no maintenance. Ship. wt. 2 lbs.

D 3-131 INTER-COM TELEPHONE SYSTEM \$10.00

(5 yrs. up)—Equipment for a two-way conversation over the popular cradle type phones. Each phone measures 6 1/4 x 4 1/4 x 4 1/4" and has a buzzer signaler. Included is 30 feet of wire along with simple instructions. More wire can be added if desirable. Operates up to 50 ft. on 4 flashlight batteries which are not included. See, below. Ship. wt. 5 lbs.

4-96 Set of 4 batteries. Ship. wt. 2 lbs.\$.50

E 3-109 TRANSPARENT ENGINE ASSEMBLY KIT (Imported)\$24.00

An ingenious study model of an engine that is something more than a toy. This educational outfit will enable boys to understand the construction and operation of a four cylinder combustion engine, learn to know its various parts and after assembly can actually see its working parts move through the transparent plastic housing as the crankshaft is manually turned. Kit consists of forty metal and plastic parts including necessary tools. Overall measurement of this pocket sized non-operating engine 3 x 6 x 8". Instructions included. Import. Ship. wt. 5 lbs.

F 3-93 ASSEMBLED TRANSPARENT ENGINE Ship. wt. 3 lbs.\$26.95

G 4-88 REMOTE CONTROL 1951 PONTIAC.... \$7.95

(4 yrs. up)—Just off the assembly line—the 1951 model of the new Pontiac, modernly designed. This amazing plastic scale model is 7 1/2" long, runs forward, reverses, turns right or left, all by remote control. A 60" flexible cable connects control unit with car. Ship. wt. 3 lbs. each.

2 Standard Batteries required for each car\$.25

NOT ILLUSTRATED

4-90 REMOTE CONTROL 1951 STUDEBAKER\$7.95

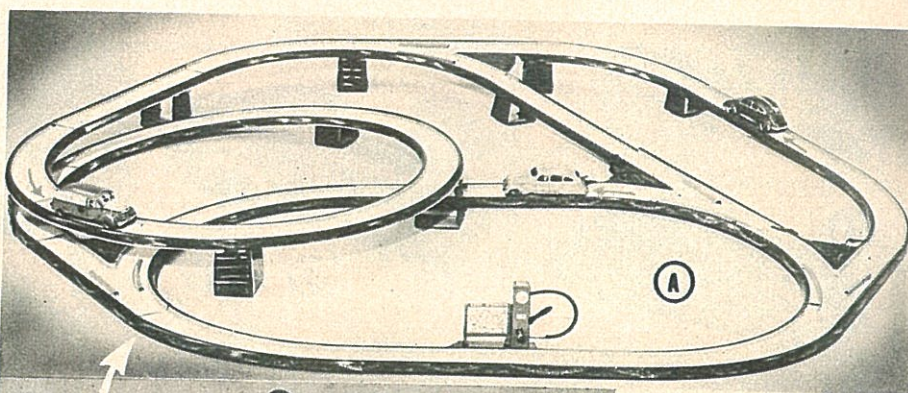






2 standard batteries required.\$.25

4-92 REMOTE CONTROL 1951 FORD (Not Ill.)\$7.95

2 standard batteries required.\$.25

H 12-37 TRACTOR-TRAILER-BULLDOZER \$8.00

(2 1/2 yrs. up)—Here are three realistic scale models of Allis-Chalmers equipment such as are widely used on farms and construction jobs. Made of gay orange plastic. 8" Tractor and 7" Trailer have rubber tired wheels. 9" Diesel Tractor has bulldozer blade controlled by spring. Trailer has dumping tailboard. Ship. wt. 3 lbs.



A 20-282 LARGE TRAFFIC LAYOUT... \$9.95

(4 yrs. up)—This set contains material for building many (one at a time) varied and intricate connecting roadways. By manipulating the hand-operated switches, traffic can be diverted from one roadway to another. Raised sides of the metal sections keep the cars from going off the roadway on the hairpin turns and overpass. A mechanism attached to the "gas pump" winds the powerful spring motors of these three fast moving little (3½") cars. Largest layout approximately 40 x 40". (Imported) Ship. wt. 6 lbs.

B 19-102 TOURNAROCKER DUMP TRUCK \$6.95

(4 yrs. up)—A motorless scale model of the real "Tournarocker" dump truck authorized by LeTourneau. It's a strong, all metal, rubber tired toy for real hauling and dumping, just like the big machines that do heavy road-building work. Has manual hoist for rear-dump hopper. Bright orange finish. Measures 18" overall. Ship. wt. 6 lbs.

C 27-15 ROADGRADER \$7.95

(4 yrs. up)—A motorless but working scale model that scrapes and grades. The adjustable scraper blade can be raised, lowered, tilted or swung to either left or right. Front wheels are steerable and all axles are pivoted to follow irregularities of the grade just like the real grading machines seen on highways and in the fields. All steel, heavy duty construction. Rubber tired wheels. Measures 18" long. Ship. wt. 7 lbs.

D 4-49 MECHANICAL STREET SWEEPER \$3.50

(4 yrs. up)—A scaled model authorized by The Elgin Sweeper Co. Vehicle propelled by spring motor, both main and side brooms rotate while it is running and it is steered by rear wheel—all to the full joy and satisfaction of its proud owner. Of metal, lithographed in detail. 3 rubber wheels, start and stop control lever. 8¼" long. Ship. wt. 3 lbs.

E 19-13 AUTO ASSEMBLY KIT (Imported) \$7.95

An assembly job but not an intricate one for boys 8 or older. A quality combination consisting of three completed metal bodies approximately 5" long of coupe, racer and sedan into which the chassis must be first secured, then the already assembled spring motor, axles and finally the rubber tires to make each car operative. Wrenches and tools for the instructive job included. Ship. wt. 3 lbs.

F 19-62 KAR KIT \$5.95

(8 yrs. up)—To a young Henry Ford here are the parts for an assembly line right at home! Metal and plastic units include fenders, wheels, axles, frame, wind-up motor, bumpers and all parts to fabricate a mechanical racer, sedan, roadster or convertible 11" long. Instructions included. Builds one car at a time. Ship. wt. 5 lbs.

G 2-41 MOTORCYCLE WITH MONKEY (Imported) \$2.50

(4 yrs. up)—This funny monkey cyclist automatically performs daring gymnastic tricks on his mechanical motorcycle as it speeds along. Has movable front wheel for setting the desired course. Made of metal with rubber tired wheels. Powered by spring motor. 6¾" long. Ship. wt. 1 lb.

H 4-95 HENNEY-PACKARD AMBULANCE \$3.95

(4 yrs. up)—This authentic miniature of the new 1951 Henney-Packard ambulance, 1/20th of actual size, is a masterpiece of scale model craftsmanship. The beautiful tenite plastic body with chrome plated trim, die cast grille and bumpers, and rubber tired wheels, faithfully reproduce the distinctive design of the real thing. Powered by a clock spring motor. Length 12". Ship. wt. 3 lbs.